

Approval of 2021 Health Maintenance Organization and Preferred Provider Organization Rates

Marta Green

Chief, Health Plan Research and Administration Division

July 14, 2020

Agenda

- Path to Final Proposed 2021 Premiums
- Statewide Weighted Average Premium Percent Change from 2020 Plan Year
- Plans with Updated Premiums since June PHBC
- Next steps




Path to Final Proposed 2021 Premiums



Improved
RDP
Process



Delay in RDP
timeline due
to COVID-19



Healthcare Fund
Adjustments to
Offset Impact of
COVID-19



Benefit Design,
Service Area,
and New Plan
Changes



Administrative
Services Fee
Adjustments due
to COVID-19

Statewide Weighted Average Premium Percent Change from 2020 Plan Year

Program Type	June PHBC	July Offsite
Basic HMO	4.57%	4.44%
Basic PPO	8.54%	8.54%
Medicare HMO	-4.43%	-4.46%
Medicare PPO	-0.65%	-0.65%
Total Program*	4.41%	4.32%

*Associations were not included in the Weighted Average Percent Change for the Total Program



Plans with Updated Premiums since June PHBC

Sharp Performance Plus (Basic)

Final Proposed Premium Change (Without HCF Adjustment)

Published 2020 PSPM	Final Proposed 2021 PSPM without HCF Adjustment	Overall Change in Premium (\$)	Overall Change in Premium (%)	Total Covered Lives (TCL)
\$606.02	\$632.27	\$26.25	4.33%	14,024

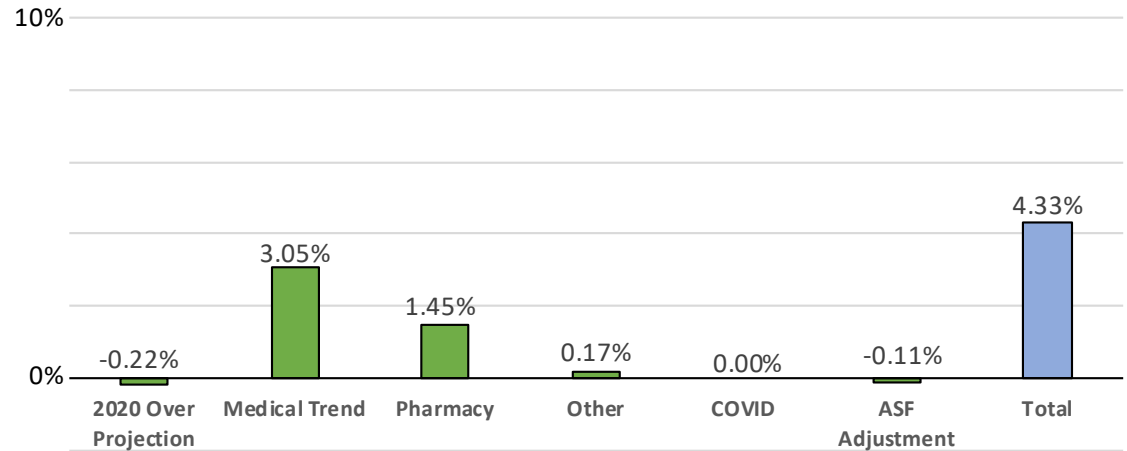
2020 Open Enrollment Impact

2019 Risk	2020 Risk	Change in Risk (%)	Change in Geo Mix (%)	Combined Open Enrollment Impact (%)
0.7627	0.7707	1.05%	0.00%	1.05%

HCF Reserve Policy Analysis and Proposed Adjustments

HCF Estimated Surplus/ (Deficit) as of Dec 2019 updated thru March 2020	Recommended Portion of HCF Applied to 2021 Premium	Total HCF Adjustment	Final Proposed 2021 PSPM with HCF Adjustment (\$)	Final Proposed 2021 PSPM Change with HCF Adjustment (%)
(\$3,824,929)	0%	\$0	\$632.27	4.33%

2020 - 2021 Cost Drivers



UnitedHealthcare SignatureValue Alliance (Basic)

Final Proposed Premium Change (Without HCF Adjustment)

Published 2020 PSPM	Final Proposed 2021 PSPM without HCF Adjustment	Overall Change in Premium (\$)	Overall Change in Premium (%)	Total Covered Lives (TCL)
\$726.95	\$771.98	\$45.03	6.19%	85,684

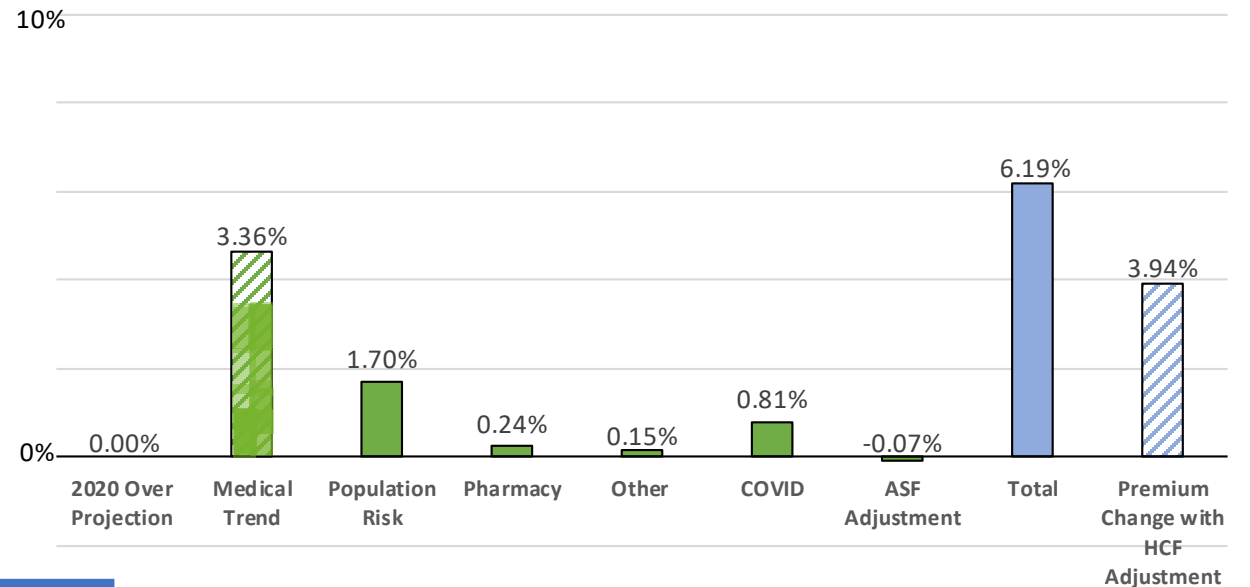
2020 Open Enrollment Impact

2019 Risk	2020 Risk	Change in Risk (%)	Change in Geo Mix (%)	Combined Open Enrollment Impact (%)
0.8994	0.9068	0.82%	-0.12%	0.70%

HCF Reserve Policy Analysis and Proposed Adjustments

HCF Estimated Surplus/ (Deficit) as of Dec 2019 updated thru March 2020	Recommended Portion of HCF Applied to 2021 Premium	Total HCF Adjustment	Final Proposed 2021 PSPM with HCF Adjustment (\$)	Final Proposed 2021 PSPM Change with HCF Adjustment (%)
\$16,236,919	80%	\$12,989,535	\$755.61	3.94%

2020 - 2021 Cost Drivers



Western Health Advantage (Basic)

Final Proposed Premium Change (Without HCF Adjustment)

Published 2020 PSPM	Final Proposed 2021 PSPM without HCF Adjustment	Overall Change in Premium (\$)	Overall Change in Premium (%)	Total Covered Lives (TCL)
\$731.96	\$757.02	\$25.06	3.42%	11,038

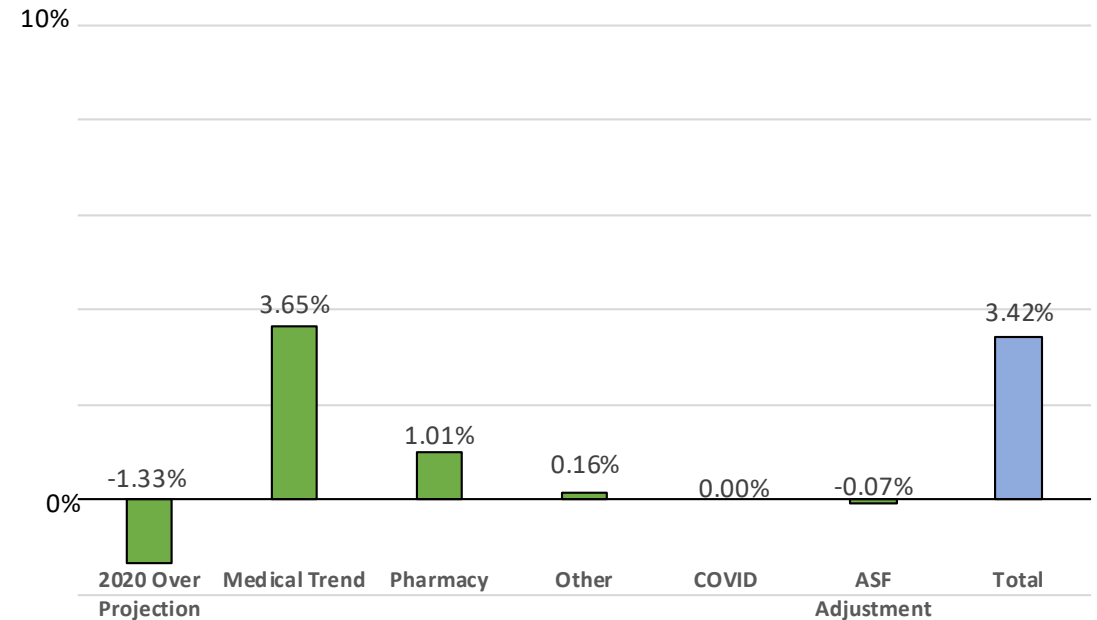
2020 Open Enrollment Impact

2019 Risk	2020 Risk	Change in Risk (%)	Change in Geo Mix (%)	Combined Open Enrollment Impact (%)
0.8835	0.9157	3.64%	0.35%	4.01%

HCF Reserve Policy Analysis and Proposed Adjustments

HCF Estimated Surplus/ (Deficit) as of Dec 2019 updated thru March 2020	Recommended Portion of HCF Applied to 2021 Premium	Total HCF Adjustment	Final Proposed 2021 PSPM with HCF Adjustment(\$)	Final Proposed 2021 PSPM Change with HCF Adjustment (%)
\$3,547,194	0%	\$0	\$757.02	3.42%

2020 - 2021 Cost Drivers



Anthem Medicare Preferred (PPO)

Final Proposed Premium Change (Without HCF Adjustment)

Published 2020 PSPM	Final Proposed 2021 PSPM without HCF Adjustment	Overall Change in Premium (\$)	Overall Change in Premium (%)	Total Covered Lives (TCL)
\$388.15	\$400.14	\$11.99	3.09%	2,901

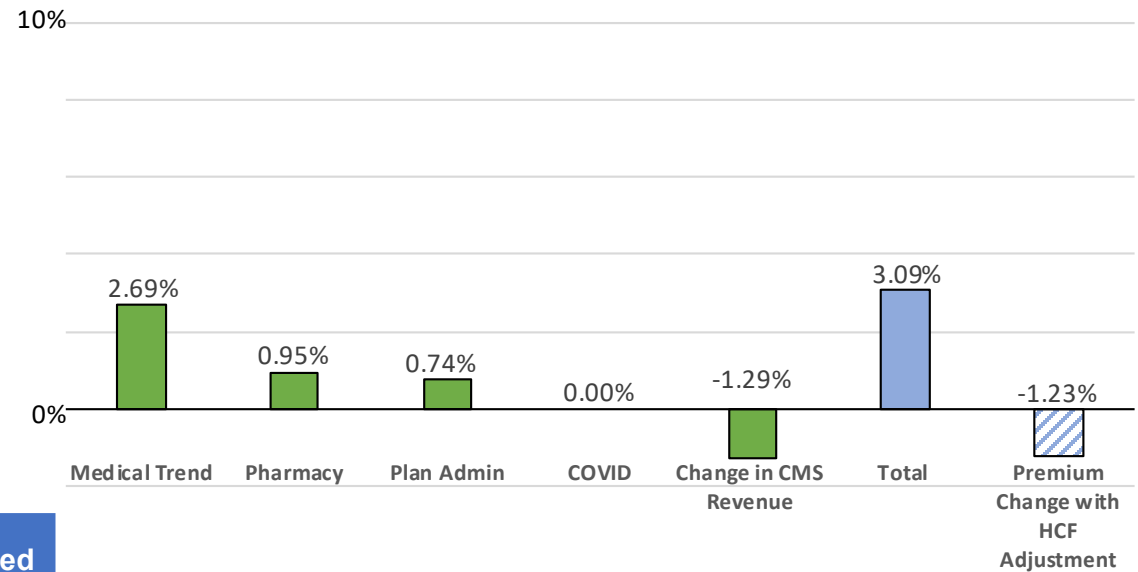
2020 Open Enrollment Impact

Impact is minimal due to the stable Medicare population.

HCF Reserve Policy Analysis and Proposed Adjustments

HCF Estimated Surplus/ (Deficit) as of Dec 2019 updated thru March 2020	Recommended Portion of HCF Applied to 2021 Premium	Total HCF Adjustment	Final Proposed 2021 PSPM with HCF Adjustment (\$)	Final Proposed 2021 PSPM Change with HCF Adjustment (%)
\$2,172,176	30%	\$651,653	\$383.37	-1.23%

2020 - 2021 Cost Drivers



Next Steps

