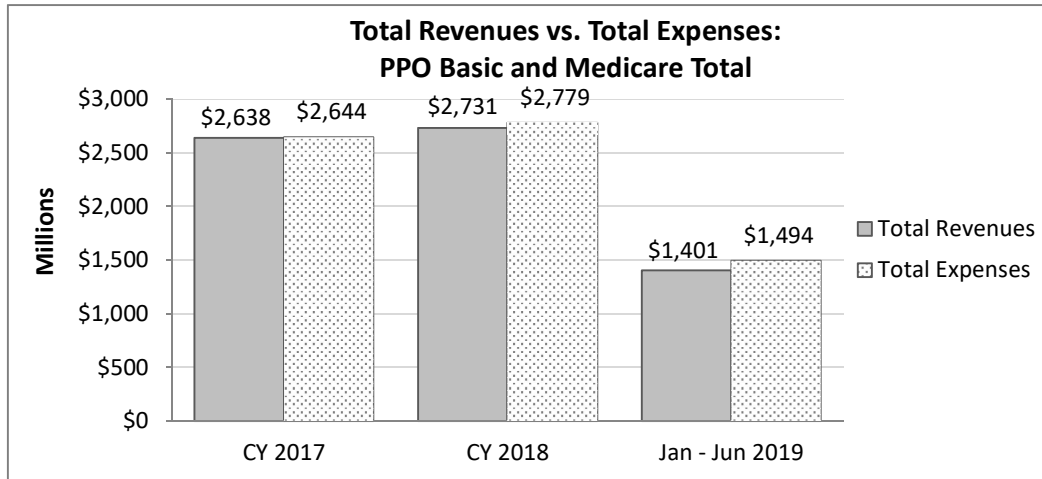
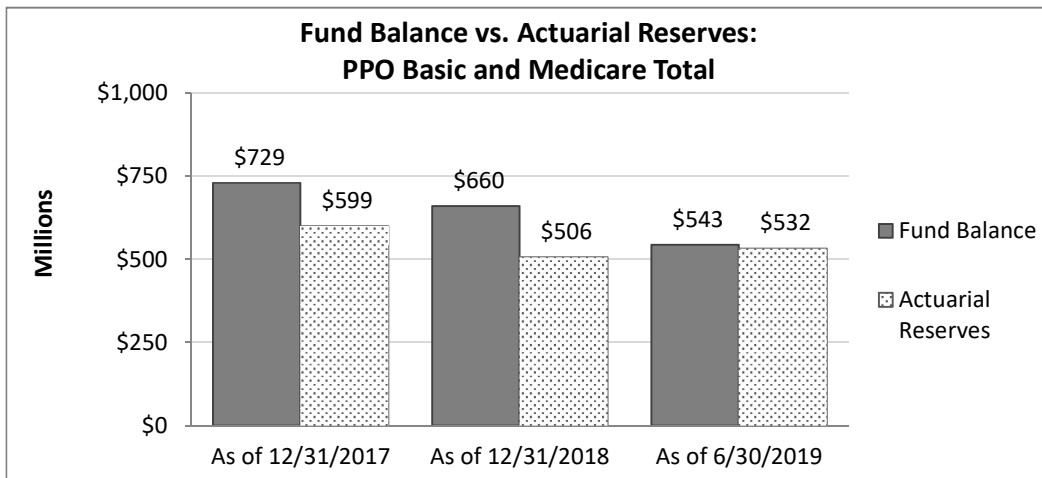


Health Care Fund Status As of June 30, 2019 PPO Health Plans: Basic and Medicare Total

In the graph below, total revenues and total expenses are provided for the full calendar years for 2017 and 2018 while 2019 only includes cash flows for January through June 2019.



In the graph below, the health care fund balance compared to actuarial reserves are provided as of June 30, 2019.



Fund Balance vs Actuarial Reserves, as of 6/30/2019: PPO Basic and Medicare Total	
Enrollment	390,280
Fund Balance *	\$542,958,295
Actuarial Reserves **	\$532,230,267
Surplus/(Deficit) ***	\$10,728,028
Surplus/(Deficit) PMPM	\$2.29

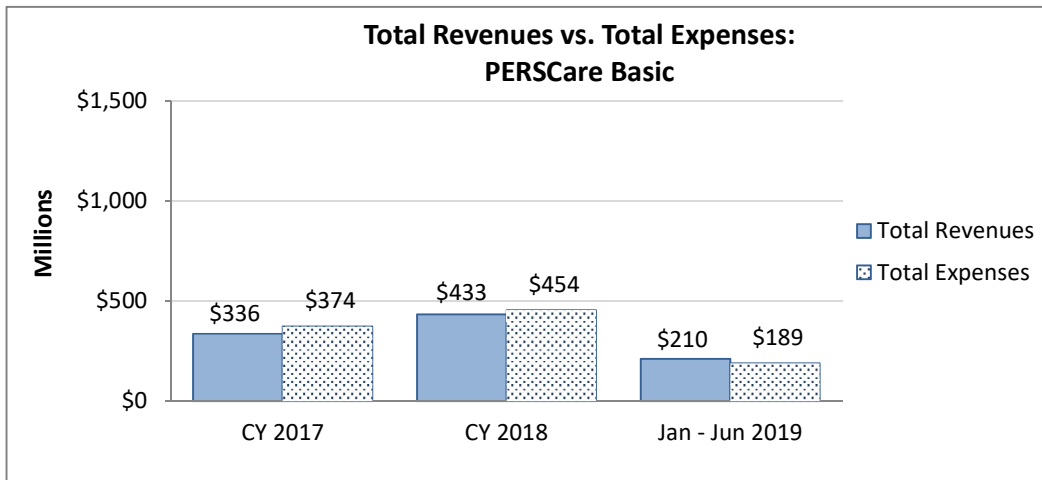
* Fund balance accounts for other fund allocation adjustments and encumbered dollars for the spend-downs implemented to smooth the PERSCare Basic plan's 2019 and 2020 premiums and the PPO Medicare Supplemental plans' 2019 premiums.

** Actuarial Reserves for PPO include medical and pharmacy incurred but not reported (IBNR) claim liability, continuity of care liability, administrative liability, and risk-based capital (RBC) components.

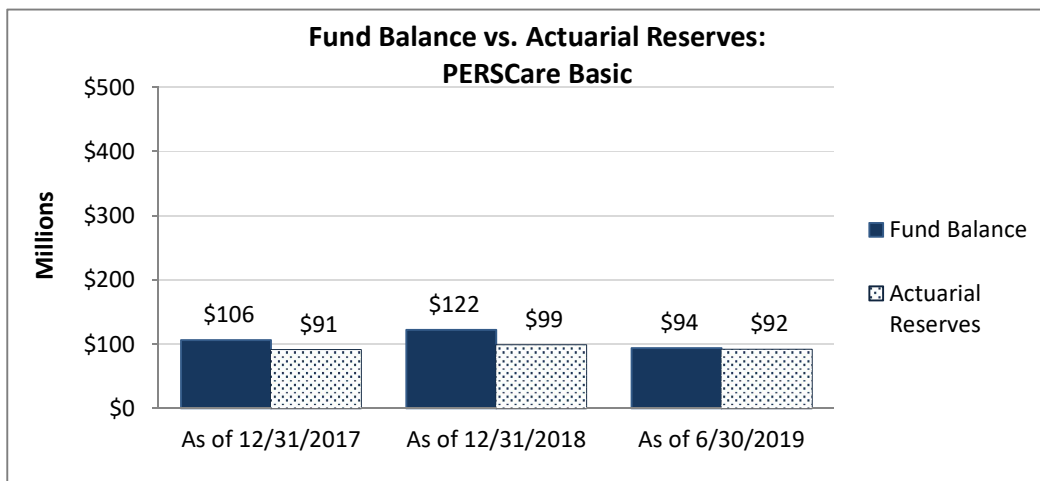
*** Surplus/(Deficit) equals fund balance minus actuarial reserves.

Health Care Fund Status As of June 30, 2019 PPO Health Plans: PERS Care Basic

In the graph below, total revenues and total expenses are provided for the full calendar years for 2017 and 2018 while 2019 only includes cash flows for January through June 2019.



In the graph below, the health care fund balance compared to actuarial reserves are provided as of June 30, 2019.



Fund Balance vs Actuarial Reserves, as of 6/30/2019: PERSCare Basic	
Enrollment	31,408
Fund Balance *	\$93,937,149
Actuarial Reserves **	\$91,585,233
Surplus/(Deficit) ***	\$2,351,916
Surplus/(Deficit) PMPM	\$6.24

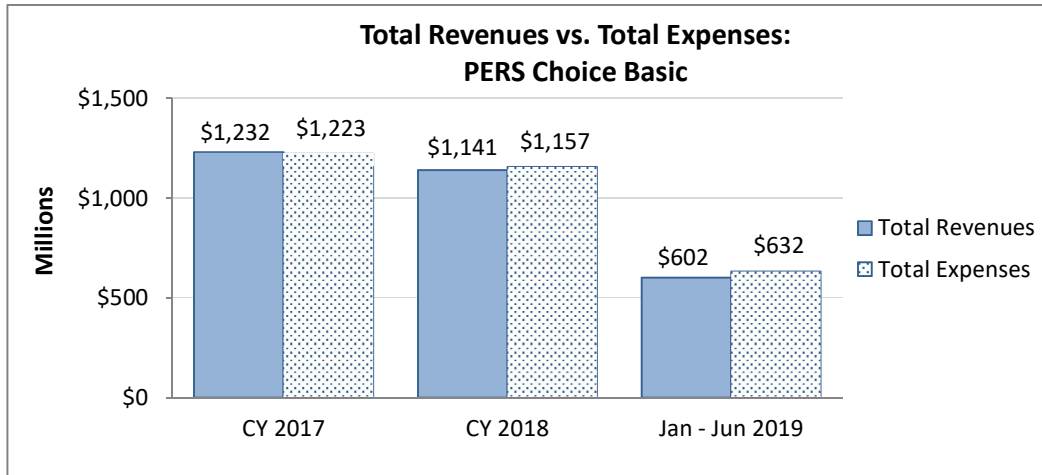
* Fund balance accounts for other fund allocation adjustments and encumbered dollars for the spend-downs implemented to smooth the PERSCare Basic plan's 2019 and 2020 premiums and the PPO Medicare Supplemental plans' 2019 premiums.

** Actuarial Reserves for PPO include medical and pharmacy incurred but not reported (IBNR) claim liability, continuity of care liability, administrative liability, and risk-based capital (RBC) components.

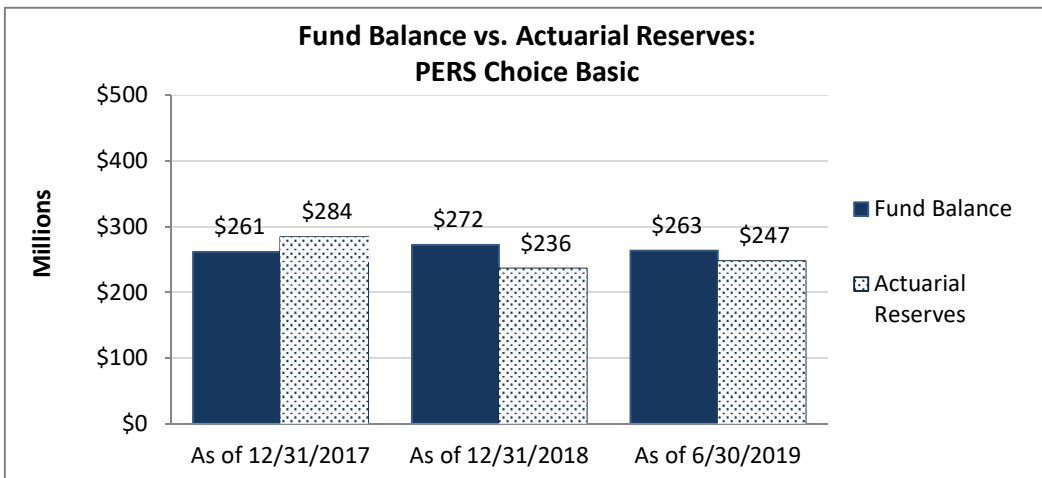
*** Surplus/(Deficit) equals fund balance minus actuarial reserves.

Health Care Fund Status As of June 30, 2019 PPO Health Plans: PERS Choice Basic

In the graph below, total revenues and total expenses are provided for the full calendar years for 2017 and 2018 while 2019 only includes cash flows for January through June 2019.



In the graph below, the health care fund balance compared to actuarial reserves are provided as of June 30, 2019.



Fund Balance vs Actuarial Reserves, as of 6/30/2019: PERS Choice Basic	
Enrollment	148,989
Fund Balance *	\$263,172,186
Actuarial Reserves **	\$247,487,796
Surplus/(Deficit) ***	\$15,684,390
Surplus/(Deficit) PMPM	\$8.77

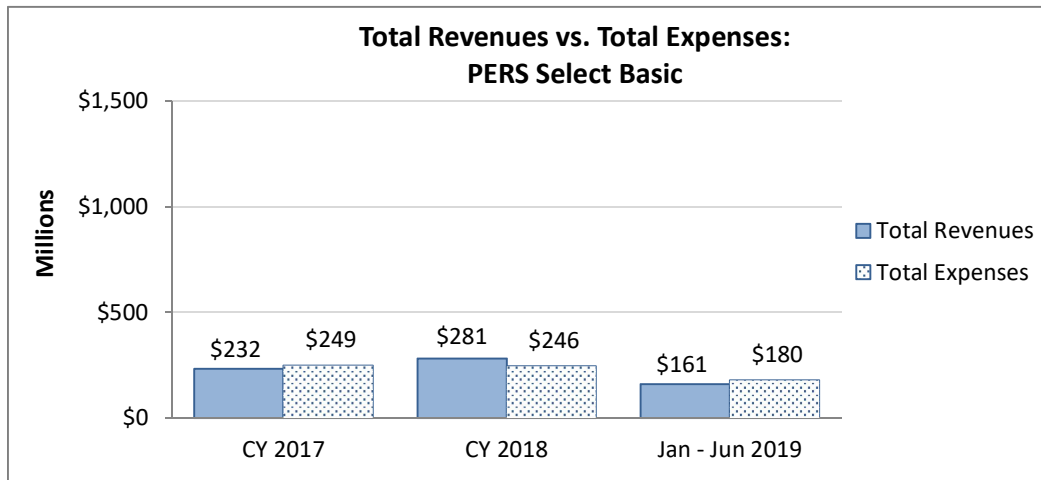
* Fund balance accounts for other fund allocation adjustments and encumbered dollars for the spend-downs implemented to smooth the PERSCare Basic plan's 2019 and 2020 premiums and the PPO Medicare Supplemental plans' 2019 premiums.

** Actuarial Reserves for PPO include medical and pharmacy incurred but not reported (IBNR) claim liability, continuity of care liability, administrative liability, and risk-based capital (RBC) components.

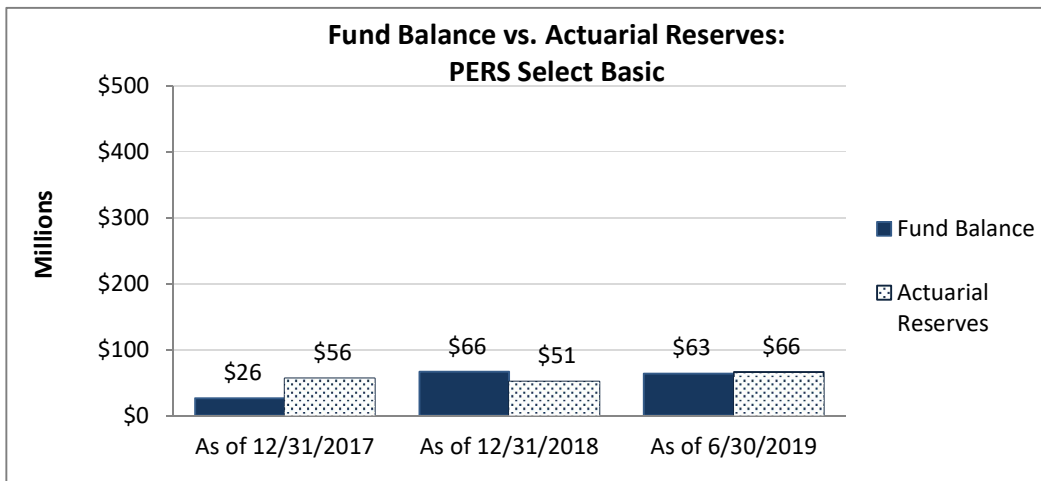
*** Surplus/(Deficit) equals fund balance minus actuarial reserves.

Health Care Fund Status As of June 30, 2019 PPO Health Plans: PERS Select Basic

In the graph below, total revenues and total expenses are provided for the full calendar years for 2017 and 2018 while 2019 only includes cash flows for January through June 2019.



In the graph below, the health care fund balance compared to actuarial reserves are provided as of June 30, 2019.



Fund Balance vs Actuarial Reserves, as of 6/30/2019: PERS Select Basic	
Enrollment	72,087
Fund Balance *	\$63,296,941
Actuarial Reserves **	\$65,572,739
Surplus/(Deficit) ***	(\$2,275,798)
Surplus/(Deficit) PMPM	(\$2.63)

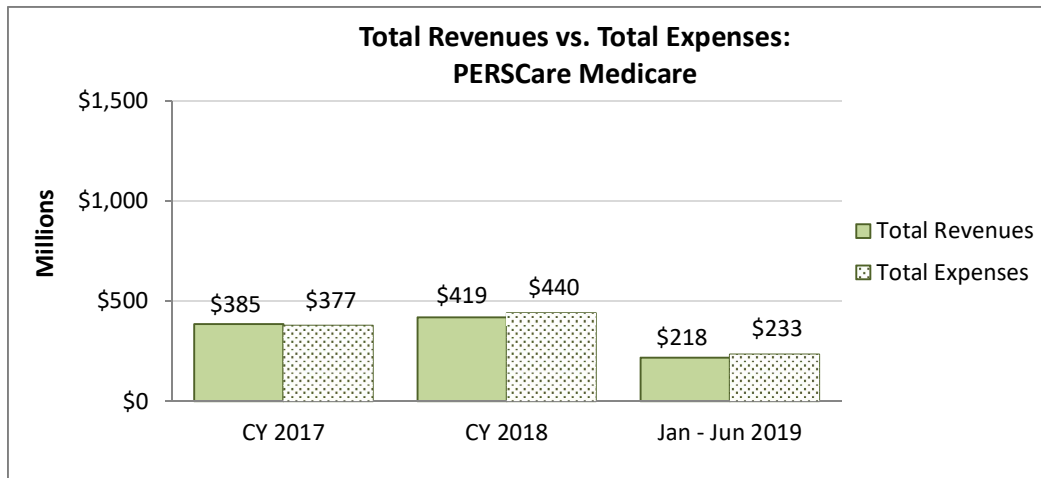
* Fund balance accounts for other fund allocation adjustments and encumbered dollars for the spend-downs implemented to smooth the PERSCare Basic plan's 2019 and 2020 premiums and the PPO Medicare Supplemental plans' 2019 premiums.

** Actuarial Reserves for PPO include medical and pharmacy incurred but not reported (IBNR) claim liability, continuity of care liability, administrative liability, and risk-based capital (RBC) components.

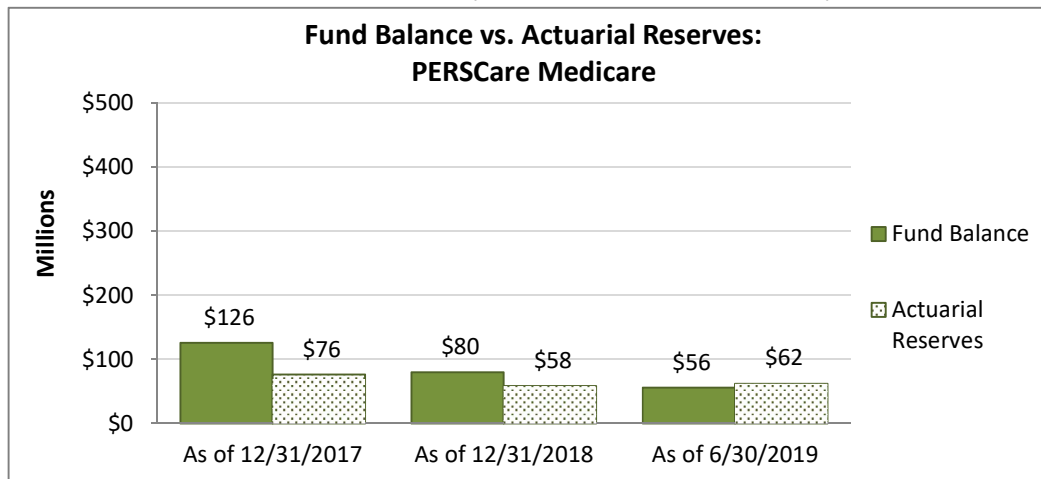
*** Surplus/(Deficit) equals fund balance minus actuarial reserves.

Health Care Fund Status As of June 30, 2019 PPO Health Plans: PERSCare Medicare

In the graph below, total revenues and total expenses are provided for the full calendar years for 2017 and 2018 while 2019 only includes cash flows for January through June 2019.



In the graph below, the health care fund balance compared to actuarial reserves are provided as of June 30, 2019.



Fund Balance vs Actuarial Reserves, as of 6/30/2019: PERSCare Medicare	
Enrollment	62,724
Fund Balance *	\$55,895,162
Actuarial Reserves **	\$62,438,212
Surplus/(Deficit) ***	(\$6,543,050)
Surplus/(Deficit) PMPM	(\$8.69)

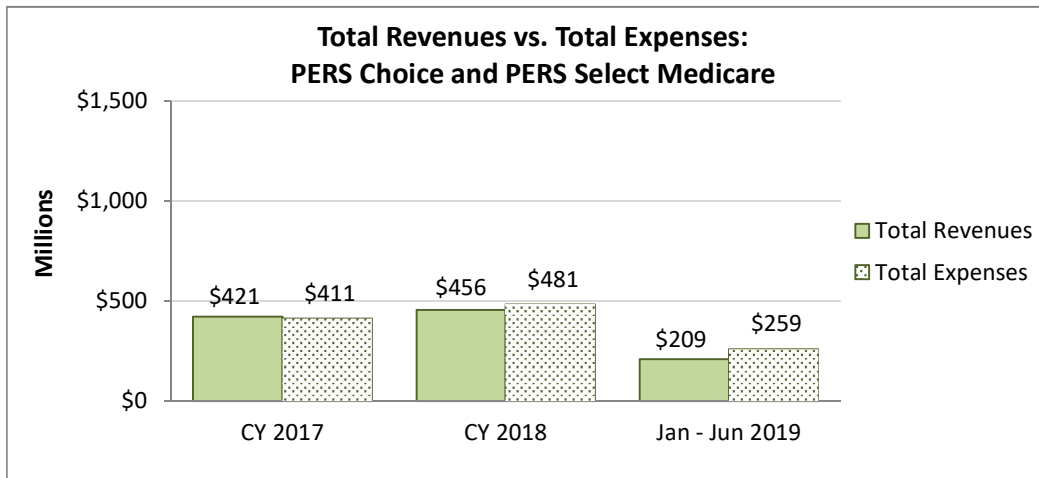
* Fund balance accounts for other fund allocation adjustments and encumbered dollars for the spend-downs implemented to smooth the PERSCare Basic plan's 2019 and 2020 premiums and the PPO Medicare Supplemental plans' 2019 premiums.

** Actuarial Reserves for PPO include medical and pharmacy incurred but not reported (IBNR) claim liability, continuity of care liability, administrative liability, and risk-based capital (RBC) components.

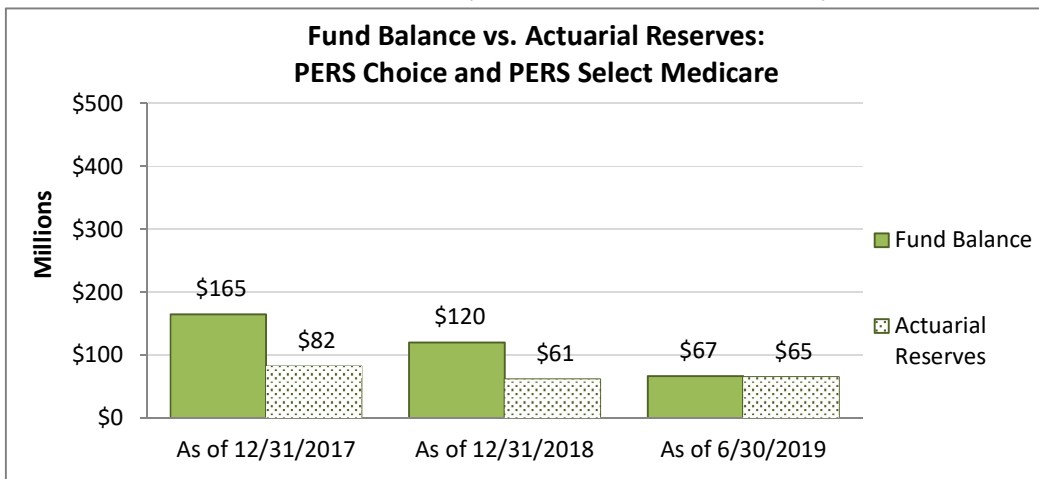
*** Surplus/(Deficit) equals fund balance minus actuarial reserves.

Health Care Fund Status As of June 30, 2019 PPO Health Plans: PERS Choice and PERS Select Medicare

In the graph below, total revenues and total expenses are provided for the full calendar years for 2017 and 2018 while 2019 only includes cash flows for January through June 2019.



In the graph below, the health care fund balance compared to actuarial reserves are provided as of June 30, 2019.

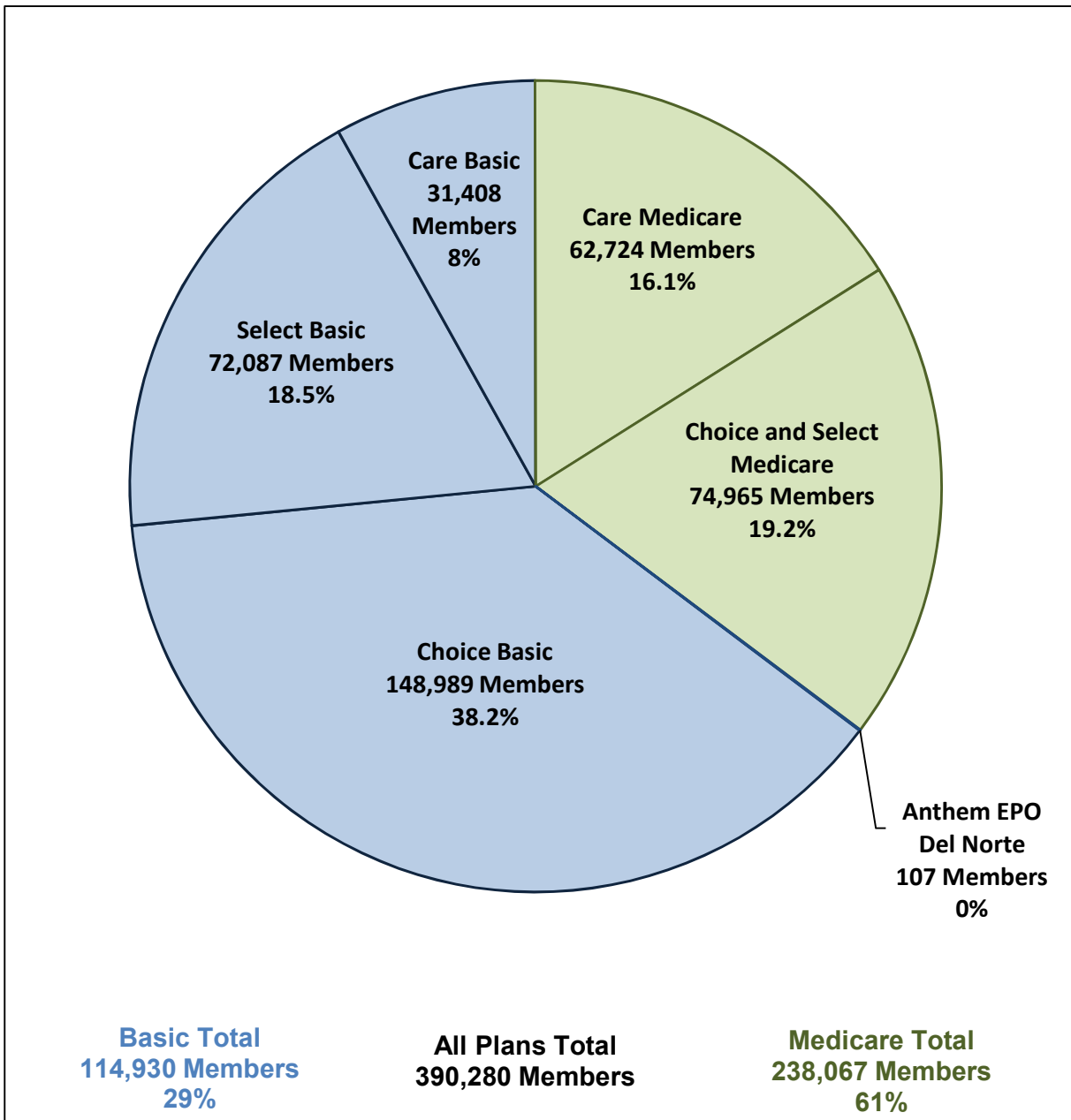


Fund Balance vs Actuarial Reserves, as of 6/30/2019: PERS Choice and PERS Select Medicare	
Enrollment	74,965
Fund Balance *	\$66,625,910
Actuarial Reserves **	\$64,944,768
Surplus/(Deficit) ***	\$1,681,141
Surplus/(Deficit) PMPM	\$1.87

* Fund balance accounts for other fund allocation adjustments and encumbered dollars for the spend-downs implemented to smooth the PERSCare Basic plan's 2019 and 2020 premiums and the PPO Medicare Supplemental plans' 2019 premiums.

** Actuarial Reserves for PPO include medical and pharmacy incurred but not reported (IBNR) claim liability, continuity of care liability, administrative liability, and risk-based capital (RBC) components.

Enrollment
As of June 30, 2019
PPO Health Plans



Enrollment			
Plan Name	2017	2018	2019
PERSCare Basic	31,513	40,135	31,408
PERS Choice Basic	158,031	149,985	148,989
PERS Select Basic	47,744	51,936	72,087
PERSCare Medicare	59,026	61,506	62,724
PERS Choice and Select Medicare	70,763	72,918	74,965
Total Basic and Medicare	367,077	376,479	390,173