

REED SMITH LLP
A limited liability partnership formed in the State of Delaware

1 Harvey L. Leiderman (SBN 55838)
Email: hleiderman@reedsmith.com
2 Jeffrey R. Rieger (SBN 215855)
Email: jrieger@reedsmith.com
3 REED SMITH LLP
101 Second Street, Suite 1800
4 San Francisco, CA 94105-3659
Telephone: +1 415 543 8700
5 Facsimile: +1 415 391 8269

6 Attorneys for Petitioner
The Judges' Retirement System
7

8 BOARD OF ADMINISTRATION
9 CALIFORNIA PUBLIC EMPLOYEES' RETIREMENT SYSTEM
10

11 In re the Matter of the Recalculation of Benefits
of

12 PAUL G. MAST,

13 Respondent.
14
15
16
17

AGENCY CASE NO. 2010-0825

OAH NO. 2015030996

**DECLARATION OF PAMELA
MONTGOMERY**

Hearing Date/Time: Nov. 30, 2015 at 9:00 a.m.
Hearing Location: Los Angeles, CA


18 I, Pamela Montgomery, declare as follows:

19 1. I have worked for the California Public Employees' Retirement System ("CalPERS")
20 since November 1974. From March 2005 through November 2011, I was a CalPERS Staff Services
21 Manager II, responsible for the administration of the Judges' Retirement System ("JRS"). I retired
22 from my full time position with the JRS on November 2, 2011, and since February 2012, I have been
23 working part time for the JRS as a Retired Annuitant. Except as otherwise stated herein, I make this
24 declaration based on my own personal knowledge of the facts stated here.

25 2. As a result of my employment experiences with the JRS, I am familiar with the
26 operations and record-keeping practices of the JRS.

27 3. The JRS has records that show all payments that the JRS has made to Respondent
28 Paul G. Mast ("Mast"). True and correct copies of those records are attached hereto as Exhibit A.


DECLARATION OF PAMELA MONTGOMERY



1 4. Government Code section 75033.5 requires that Mast's allowance must be equal to
2 49.4572% of the compensation payable to the judge holding the office which Mast last held prior to
3 his discontinuance of his service as judge. That 49.4572% figure is the product of 3.75% times
4 Mast's years of judicial service (approximately 13.2 years).

5 5. Using the records attached hereto as Exhibit A, I created a spreadsheet that shows (a)
6 how much Mast has received from the JRS, and (b) how much Mast would have received from the
7 JRS if his retirement allowance had been calculated in compliance with Government Code section
8 75033.5. I initially prepared the chart without including a column that shows the total accumulated
9 amount of overpayments plus 7.5% interest compounded annually. The JRS' counsel added that
10 column to the chart that I initially prepared, but I have validated the accuracy of the calculations in
11 that column. A true and correct copy of the chart that I helped prepare and that I have validated for
12 accuracy is attached hereto as Exhibit B.

13 I declare, under penalty of perjury, under the laws of the State of California, that the
14 foregoing is true and correct and that this declaration was executed in Sacramento, California, on
15 November 20, 2015.

16 
17 Pamela Montgomery

18
19
20
21
22
23
24
25
26
27
28

EXHIBIT B



49.45720%

Would have
 been paid based
 on 49.45720%
 of Judicial
 Salary

With 7.5%
 Interest
 Compounded
 Annually

DIFFERENCE
 BETWEEN
 DATES

Accumulated
 Overpayment

Difference

Actual
 Amount Paid

Judicial Salary

Year Start Date End Date

Year	Start Date	End Date	Judicial Salary	Actual Amount Paid	Difference	Accumulated Overpayment	DIFFERENCE BETWEEN DATES	With 7.5% Interest Compounded Annually	
1995	5/28/95	5/31/95	8,172.50	521.53	0.00	0.00			
	6/1/95	6/30/95	8,172.50	4,041.89	0.00	0.00			
	7/1/95	7/31/95	8,172.50	4,041.89	0.00	0.00			
	8/1/95	8/31/95	8,172.50	4,041.89	0.00	0.00			
	9/1/95	9/30/95	8,172.50	4,041.89	0.00	0.00			
	10/1/95	10/31/95	8,172.50	4,041.89	0.00	0.00			
	11/1/95	11/30/95	8,172.50	4,041.89	0.00	0.00			
	12/1/95	12/31/95	8,172.50	4,041.89	0.00	0.00			
	1996	1/1/96	1/31/96	8,172.50	4,041.89	0.00	0.00		
		2/1/96	2/29/96	8,172.50	4,041.89	0.00	0.00		
		3/1/96	3/31/96	8,172.50	4,041.89	0.00	0.00		
		4/1/96	4/30/96	8,172.50	4,041.89	0.00	0.00		
5/1/96		5/31/96	8,172.50	4,041.89	0.00	0.00			
6/1/96		6/30/96	8,172.50	4,041.89	0.00	0.00			
7/1/96		7/31/96	8,172.50	4,041.89	0.00	0.00			
8/1/96		8/31/96	8,172.50	4,041.89	0.00	0.00			
9/1/96		9/30/96	8,172.50	4,041.89	0.00	0.00			
10/1/96		10/31/96	8,172.50	4,041.89	0.00	0.00			
11/1/96		11/30/96	8,172.50	4,041.89	0.00	0.00			
12/1/96		12/31/96	8,172.50	4,041.89	0.00	0.00			
1997	1/1/97	1/31/97	8,172.50	5,720.08	26,949.62	\$26,949.62	6847	\$104,650.43	
	2/1/97	2/28/97	8,172.50	5,720.08	1,678.19	\$28,627.81	6816	\$6,476.82	
	3/1/97	3/31/97	8,172.50	5,720.08	1,678.19	\$30,306.00	6788	\$6,440.99	
	4/1/97	4/30/97	8,172.50	5,720.08	1,678.19	\$31,984.19	6757	\$6,401.55	
	5/1/97	5/31/97	8,172.50	5,720.08	1,678.19	\$33,662.38	6727	\$6,363.61	
	6/1/97	6/30/97	8,172.50	5,720.08	1,678.19	\$35,340.57	6696	\$6,324.64	
	7/1/97	7/31/97	8,172.50	5,720.08	1,678.19	\$37,018.76	6666	\$6,287.16	
	8/1/97	8/31/97	8,172.50	6,936.33	2,894.44	\$39,913.20	6635	\$10,777.31	
	9/1/97	9/30/97	8,172.50	5,893.83	1,851.94	\$41,765.14	6604	\$6,853.38	
	10/1/97	10/31/97	8,172.50	5,893.83	1,851.94	\$43,617.08	6574	\$6,812.77	
	11/1/97	11/30/97	8,172.50	5,893.83	1,851.94	\$45,469.02	6543	\$6,771.05	
	12/1/97	12/31/97	8,172.50	5,893.83	1,851.94	\$47,320.96	6513	\$6,730.92	
			4,041.89	5,893.83	1,851.94	\$49,172.90	6482	\$6,689.70	




Would have
 been paid based
 on 49.45720%
 of Judicial
 Salary

With 7.5%
 Interest
 Compounded
 Annually

DIFFERENCE
 BETWEEN
 DATES

Year	Start Date	End Date	Judicial Salary	Actual Amount Paid	Difference	Accumulated Overpayment	DIFFERENCE BETWEEN DATES	With 7.5% Interest Compounded Annually
1998	1/1/98	1/31/98	8,172.50	5,893.83	1,851.94	\$51,024.84	6451	\$6,648.74
	2/1/98	2/28/98	8,172.50	5,893.83	1,851.94	\$52,876.78	6423	\$6,611.96
	3/1/98	3/31/98	8,172.50	5,893.83	1,851.94	\$54,728.73	6392	\$6,571.47
	4/1/98	4/30/98	8,172.50	6,436.07	2,394.18	\$57,122.91	6362	\$8,445.21
	5/1/98	5/31/98	8,172.50	6,029.39	1,987.50	\$59,110.41	6331	\$6,967.76
	6/1/98	6/30/98	8,172.50	6,029.39	1,987.50	\$61,097.91	6301	\$6,926.47
	7/1/98	7/31/98	8,417.67	6,029.39	1,866.25	\$62,964.15	6270	\$6,464.07
	8/1/98	8/9/98	8,417.67	1,750.47	541.81	\$63,505.97	6261	\$1,873.32
	8/10/98	8/31/98	9,217.67	4,278.92	1,043.64	\$64,549.61	6239	\$3,592.71
	9/1/98	9/30/98	9,217.67	6,029.39	1,470.59	\$66,020.20	6209	\$5,032.45
	10/1/98	10/31/98	9,217.67	6,029.39	1,470.59	\$67,490.79	6178	\$5,001.63
	11/1/98	11/30/98	9,217.67	6,029.39	1,470.59	\$68,961.37	6148	\$4,971.99
12/1/98	12/31/98	9,217.67	6,029.39	1,470.59	\$70,431.96	6117	\$4,941.54	
1999	1/1/99	1/31/99	9,217.67	6,029.39	1,470.59	\$71,902.55	6086	\$4,911.28
	2/1/99	2/28/99	9,217.67	6,029.39	1,470.59	\$73,373.14	6058	\$4,884.11
	3/1/99	3/31/99	9,217.67	6,029.39	1,470.59	\$74,843.73	6027	\$4,854.20
	4/1/99	4/30/99	9,217.67	6,029.39	1,470.59	\$76,314.32	5997	\$4,825.44
	5/1/99	5/31/99	9,217.67	6,029.39	1,470.59	\$77,784.91	5966	\$4,795.89
	6/1/99	6/30/99	9,217.67	6,029.39	1,470.59	\$79,255.49	5936	\$4,767.46
	7/1/99	7/31/99	9,826.00	6,029.39	1,169.73	\$80,425.22	5905	\$3,768.88
	8/1/99	8/31/99	9,826.00	6,801.25	1,941.59	\$82,366.81	5874	\$6,217.53
	9/1/99	9/30/99	9,826.00	6,125.96	1,266.30	\$83,633.10	5844	\$4,031.02
	10/1/99	10/31/99	9,826.00	6,125.96	1,266.30	\$84,899.40	5813	\$4,006.33
	11/1/99	11/30/99	9,826.00	6,125.96	1,266.30	\$86,165.69	5783	\$3,982.59
	12/1/99	12/31/99	9,826.00	6,125.96	1,266.30	\$87,431.99	5752	\$3,958.20
2000	1/1/00	1/31/00	9,826.00	6,189.51	1,329.85	\$88,761.83	5721	\$4,131.39
	2/1/00	2/29/00	9,826.00	6,125.96	1,266.30	\$90,028.13	5692	\$3,911.43
	3/1/00	3/31/00	9,826.00	6,532.10	1,672.44	\$91,700.56	5661	\$5,134.31
	4/1/00	4/30/00	9,826.00	6,261.34	1,401.68	\$93,102.24	5631	\$4,277.58
	5/1/00	5/31/00	9,826.00	6,261.34	1,401.68	\$94,503.92	5600	\$4,251.39
	6/1/00	6/30/00	9,826.00	6,261.34	1,401.68	\$95,905.59	5570	\$4,226.19
	7/1/00	7/31/00	9,826.00	6,261.34	1,401.68	\$97,307.27	5539	\$4,200.31
	8/1/00	8/31/00	9,826.00	6,261.34	1,401.68	\$98,708.94	5508	\$4,174.59
9/1/00	9/30/00	10,219.00	6,261.34	1,207.31	\$99,916.25	5478	\$3,574.40	



Year	Start Date	End Date	Judicial Salary	Would have been paid based on 49.45720% of Judicial Salary		Actual Amount Paid	Difference	Accumulated Overpayment	DIFFERENCE BETWEEN DATES	With 7.5% Interest Compounded Annually
				Salary	Amount Paid					
2001	10/1/00	10/31/00	10,219.00	5,054.03	6,261.34	1,207.31	\$101,123.56	5447	\$3,552.51	
	11/1/00	11/30/00	10,219.00	5,054.03	6,261.34	1,207.31	\$102,330.87	5417	\$3,531.46	
	12/1/00	12/31/00	10,219.00	5,054.03	6,261.34	1,207.31	\$103,538.18	5386	\$3,509.84	
	1/1/01	1/31/01	11,087.62	5,483.63	6,261.34	777.71	\$104,315.89	5355	\$2,247.09	
	2/1/01	2/28/01	11,087.62	5,483.63	6,261.34	777.71	\$105,093.60	5327	\$2,234.66	
	3/1/01	3/31/01	11,087.62	5,483.63	6,892.48	1,408.85	\$106,502.46	5296	\$4,023.37	
	4/1/01	4/30/01	11,087.62	5,483.63	6,471.72	988.09	\$107,490.55	5266	\$2,805.05	
	5/1/01	5/31/01	11,087.62	5,483.63	6,471.72	988.09	\$108,478.64	5235	\$2,787.87	
	6/1/01	6/30/01	11,087.62	5,483.63	6,471.72	988.09	\$109,466.74	5205	\$2,771.35	
	7/1/01	7/31/01	11,087.62	5,483.63	6,471.72	988.09	\$110,454.83	5174	\$2,754.38	
	8/1/01	8/31/01	11,087.62	5,483.63	6,471.72	988.09	\$111,442.93	5143	\$2,737.51	
	9/1/01	9/30/01	11,351.99	5,614.38	6,471.72	857.34	\$112,300.27	5113	\$2,361.19	
2002	10/1/01	10/31/01	11,351.99	5,614.38	6,471.72	857.34	\$113,157.61	5082	\$2,346.73	
	11/1/01	11/30/01	11,351.99	5,614.38	6,471.72	857.34	\$114,014.96	5052	\$2,332.83	
	12/1/01	12/31/01	11,351.99	5,614.38	6,471.72	857.34	\$114,872.30	5021	\$2,318.54	
	1/1/02	1/31/02	11,351.99	5,614.38	6,471.72	857.34	\$115,729.64	4990	\$2,304.34	
	2/1/02	2/28/02	11,351.99	5,614.38	6,471.72	857.34	\$116,586.99	4962	\$2,291.60	
	3/1/02	3/31/02	11,351.99	5,614.38	6,471.72	857.34	\$117,444.33	4931	\$2,277.56	
	4/1/02	4/30/02	11,351.99	5,614.38	6,471.72	857.34	\$118,301.67	4901	\$2,264.06	
	5/1/02	5/31/02	11,351.99	5,614.38	6,471.72	857.34	\$119,159.02	4870	\$2,250.20	
	6/1/02	6/30/02	11,351.99	5,614.38	6,471.72	857.34	\$120,016.36	4840	\$2,236.86	
	7/1/02	7/31/02	11,623.00	5,748.41	6,471.72	723.31	\$120,739.67	4809	\$1,875.61	
	8/1/02	8/31/02	11,623.00	5,748.41	6,471.72	723.31	\$121,462.98	4778	\$1,864.12	
	9/1/02	9/30/02	11,623.00	5,748.41	6,471.72	723.31	\$122,186.29	4748	\$1,853.07	
2003	10/1/02	10/31/02	11,623.00	5,748.41	6,471.72	723.31	\$122,909.60	4717	\$1,841.73	
	11/1/02	11/30/02	11,623.00	5,748.41	6,471.72	723.31	\$123,632.91	4687	\$1,830.81	
	12/1/02	12/31/02	11,623.00	5,748.41	6,471.72	723.31	\$124,356.22	4656	\$1,819.60	
	1/1/03	1/31/03	11,623.00	0.00	2,174.52	2,174.52	\$126,530.74	4625	\$5,470.35	
	2/1/03	2/28/03	11,623.00	5,748.41	6,652.93	904.52	\$127,435.26	4597	\$2,261.53	
	3/1/03	3/31/03	11,623.00	5,748.41	6,652.93	904.52	\$128,339.78	4566	\$2,249.02	
4/1/03	4/30/03	11,623.00	5,748.41	6,652.93	904.52	\$129,244.30	4536	\$2,235.24		
5/1/03	5/31/03	11,623.00	5,748.41	6,652.93	904.52	\$130,148.82	4505	\$2,222.00		
6/1/03	6/30/03	11,623.00	5,748.41	6,652.93	904.52	\$131,053.34	4475	\$2,208.39		
									\$2,195.30	



Would have
 been paid based
 on 49.45720%
 of Judicial
 Salary

Year	Start Date	End Date	Judicial Salary	Actual Amount Paid	Difference	Accumulated Overpayment	DIFFERENCE BETWEEN DATES	With 7.5% Interest Compounded Annually
2004	7/1/03	7/31/03	11,986.50	5,928.19	6,652.93	724.74	4444	\$1,748.21
	8/1/03	8/31/03	11,986.50	5,928.19	6,652.93	724.74	4413	\$1,737.50
	9/1/03	9/30/03	11,986.50	5,928.19	6,652.93	724.74	4383	\$1,727.20
	10/1/03	10/31/03	11,986.50	5,928.19	6,652.93	724.74	4352	\$1,716.63
	11/1/03	11/30/03	11,986.50	5,928.19	6,652.93	724.74	4322	\$1,706.45
	12/1/03	12/31/03	11,986.50	5,928.19	10,080.40	4,152.21	4291	\$9,716.79
	1/1/04	1/31/04	11,986.50	5,928.19	6,652.93	724.74	4260	\$1,685.62
	2/1/04	2/29/04	11,986.50	5,928.19	6,652.93	724.74	4231	\$1,675.96
	3/1/04	3/31/04	11,986.50	5,928.19	6,652.93	724.74	4200	\$1,665.70
	4/1/04	4/30/04	11,986.50	5,928.19	6,652.93	724.74	4170	\$1,655.83
	5/1/04	5/31/04	11,986.50	5,928.19	6,652.93	724.74	4139	\$1,645.69
	6/1/04	6/30/04	11,986.50	5,928.19	6,652.93	724.74	4109	\$1,635.93
2005	7/1/04	7/31/04	11,986.50	5,928.19	6,652.93	724.74	4078	\$1,625.92
	8/1/04	8/31/04	11,986.50	5,928.19	6,652.93	724.74	4047	\$1,615.96
	9/1/04	9/30/04	11,986.50	5,928.19	6,652.93	724.74	4017	\$1,606.38
	10/1/04	10/31/04	11,986.50	5,928.19	6,652.93	724.74	3986	\$1,596.55
	11/1/04	11/30/04	11,986.50	5,928.19	6,652.93	724.74	3956	\$1,587.08
	12/1/04	12/31/04	11,986.50	5,928.19	6,652.93	724.74	3925	\$1,577.37
	1/1/05	1/31/05	12,430.00	6,147.53	6,652.93	505.40	3894	\$1,093.24
	2/1/05	2/28/05	12,430.00	6,147.53	6,652.93	505.40	3866	\$1,087.19
	3/1/05	3/31/05	12,430.00	6,147.53	6,652.93	505.40	3835	\$1,080.54
	4/1/05	4/30/05	12,430.00	6,147.53	7,360.81	1,213.28	3805	\$2,578.60
	5/1/05	5/31/05	12,430.00	6,147.53	6,829.90	682.37	3774	\$1,441.37
	6/1/05	6/30/05	12,430.00	6,147.53	6,829.90	682.37	3744	\$1,432.83
2006	7/1/05	7/31/05	12,430.00	6,147.53	6,829.90	682.37	3713	\$1,424.05
	8/1/05	8/31/05	12,430.00	6,147.53	6,829.90	682.37	3682	\$1,415.33
	9/1/05	9/30/05	12,430.00	6,147.53	6,829.90	682.37	3652	\$1,406.94
	10/1/05	10/31/05	12,430.00	6,147.53	6,829.90	682.37	3621	\$1,398.33
	11/1/05	11/30/05	12,430.00	6,147.53	6,829.90	682.37	3591	\$1,390.04
	12/1/05	12/31/05	12,430.00	6,147.53	6,829.90	682.37	3560	\$1,381.53
	1/1/06	1/31/06	12,430.00	6,147.53	6,829.90	682.37	3529	\$1,373.07
	2/1/06	2/28/06	12,558.00	6,210.84	6,829.90	619.06	3501	\$1,238.79
	3/1/06	3/31/06	12,558.00	6,210.84	6,829.90	619.06	3470	\$1,231.21
	4/1/06	4/30/06	12,558.00	6,210.84	6,829.90	619.06	3440	\$1,223.91



Year	Start Date	End Date	Judicial Salary	Would have been paid based on 49.45720% of Judicial Salary	Actual Amount Paid	Difference	Accumulated Overpayment	DIFFERENCE BETWEEN DATES	With 7.5% Interest Compounded Annually
2007	5/1/06	5/31/06	12,558.00	6,210.84	6,829.90	619.06	\$159,777.77	3409	\$1,216.42
	6/1/06	6/30/06	12,558.00	6,210.84	6,928.93	718.09	\$160,495.86	3379	\$1,402.64
	7/1/06	7/31/06	13,183.42	6,520.15	6,928.93	408.78	\$160,904.64	3348	\$793.57
	8/1/06	8/31/06	13,183.42	6,520.15	6,928.93	408.78	\$161,313.42	3317	\$788.71
	9/1/06	9/30/06	13,183.42	6,520.15	6,928.93	408.78	\$161,722.20	3287	\$784.04
	10/1/06	10/31/06	13,183.42	6,520.15	6,928.93	408.78	\$162,130.98	3256	\$779.24
	11/1/06	11/30/06	13,183.42	6,520.15	6,928.93	408.78	\$162,539.76	3226	\$774.62
	12/1/06	12/31/06	13,183.42	6,520.15	6,928.93	408.78	\$162,948.54	3195	\$769.88
	1/1/07	1/31/07	14,304.00	7,074.36	6,928.93	-145.43	\$162,803.11	3164	-\$272.21
	2/1/07	2/28/07	14,304.00	7,074.36	6,928.93	-145.43	\$162,657.68	3136	-\$270.71
	3/1/07	3/31/07	14,304.00	7,074.36	6,928.93	-145.43	\$162,512.25	3105	-\$269.05
	4/1/07	4/30/07	14,304.00	7,074.36	6,928.93	-145.43	\$162,366.83	3075	-\$267.46
5/1/07	5/31/07	14,304.00	7,074.36	6,928.93	-145.43	\$162,221.40	3044	-\$265.82	
6/1/07	6/30/07	14,304.00	7,074.36	6,928.93	-145.43	\$162,075.97	3014	-\$264.24	
7/1/07	7/31/07	14,899.08	7,368.67	6,928.93	-439.74	\$161,636.23	2983	-\$794.11	
8/1/07	8/31/07	14,899.08	7,368.67	6,928.93	-439.74	\$161,196.50	2952	-\$789.25	
9/1/07	9/30/07	14,899.08	7,368.67	6,928.93	-439.74	\$160,756.76	2922	-\$784.57	
10/1/07	10/31/07	14,899.08	7,368.67	6,928.93	-439.74	\$160,317.02	2891	-\$779.77	
11/1/07	11/30/07	14,899.08	7,368.67	6,928.93	-439.74	\$159,877.28	2861	-\$775.15	
12/1/07	12/31/07	14,899.08	7,368.67	6,928.93	-439.74	\$159,437.54	2830	-\$770.40	
2008	1/1/08	1/31/08	14,899.08	7,368.67	6,928.93	-439.74	\$158,997.81	2799	-\$765.68
	2/1/08	2/29/08	14,899.08	7,368.67	6,928.93	-439.74	\$158,558.07	2770	-\$761.30
	3/1/08	3/31/08	14,899.08	7,368.67	6,928.93	-439.74	\$158,118.33	2739	-\$756.63
	4/1/08	4/30/08	14,899.08	7,368.67	6,928.93	-439.74	\$157,678.59	2709	-\$752.15
	5/1/08	5/31/08	14,899.08	7,368.67	6,928.93	-439.74	\$157,238.86	2678	-\$747.54
	6/1/08	6/30/08	14,899.08	7,368.67	6,928.93	-439.74	\$156,799.12	2648	-\$743.11
	7/1/08	7/31/08	14,899.08	7,368.67	6,928.93	-439.74	\$156,359.38	2617	-\$738.56
	8/1/08	8/31/08	14,899.08	7,368.67	6,928.93	-439.74	\$155,919.64	2586	-\$734.04
	9/1/08	9/30/08	14,899.08	7,368.67	6,928.93	-439.74	\$155,479.90	2556	-\$729.69
	10/1/08	10/31/08	14,899.08	7,368.67	6,928.93	-439.74	\$155,040.17	2525	-\$725.22
	11/1/08	11/30/08	14,899.08	7,368.67	6,928.93	-439.74	\$154,600.43	2495	-\$720.92
	12/1/08	12/31/08	14,899.08	7,368.67	6,928.93	-439.74	\$154,160.69	2464	-\$716.51
2009	1/1/09	1/31/09	14,899.08	7,368.67	6,928.93	-439.74	\$153,720.95	2433	-\$712.12
	2/1/09	2/28/09	14,899.08	7,368.67	6,928.93	-439.74	\$153,281.22	2405	-\$708.18



Would have
 been paid based
 on 49.45720%
 of Judicial
 Salary

With 7.5%
 Interest
 Compounded
 Annually

DIFFERENCE
 BETWEEN
 DATES

Year	Start Date	End Date	Judicial Salary	Actual Amount Paid	Difference	Accumulated Overpayment	With 7.5% Interest Compounded Annually	DIFFERENCE BETWEEN DATES	
2010	3/1/09	3/31/09	14,899.08	7,368.67	6,928.93	-439.74	\$152,841.48	2374	
	4/1/09	4/30/09	14,899.08	7,368.67	6,928.93	-439.74	\$152,401.74	2344	
	5/1/09	5/31/09	14,899.08	7,368.67	6,928.93	-439.74	\$151,962.00	2313	
	6/1/09	6/30/09	14,899.08	7,368.67	6,928.93	-439.74	\$151,522.26	2283	
	7/1/09	7/31/09	14,899.08	7,368.67	6,928.93	-439.74	\$151,082.53	2252	
	8/1/09	8/31/09	14,899.08	7,368.67	6,928.93	-439.74	\$150,642.79	2221	
	9/1/09	9/30/09	14,899.08	7,368.67	6,928.93	-439.74	\$150,203.05	2191	
	10/1/09	10/31/09	14,899.08	7,368.67	6,928.93	-439.74	\$149,763.31	2160	
	11/1/09	11/30/09	14,899.08	7,368.67	6,928.93	-439.74	\$149,323.58	2130	
	12/1/09	12/31/09	14,899.08	7,368.67	6,928.93	-439.74	\$148,883.84	2099	
	1/1/10	1/31/10	14,899.08	7,368.67	6,928.93	-439.74	\$148,444.10	2068	
	2/1/10	2/28/10	14,899.08	7,368.67	6,928.93	-439.74	\$148,004.36	2040	
3/1/10	3/31/10	14,899.08	7,368.67	6,928.93	-439.74	\$147,564.62	2009		
4/1/10	4/30/10	14,899.08	7,368.67	6,928.93	-439.74	\$147,124.89	1979		
5/1/10	5/31/10	14,899.08	7,368.67	6,928.93	-439.74	\$146,685.15	1948		
6/1/10	6/30/10	14,899.08	7,368.67	6,928.93	-439.74	\$146,245.41	1918		
7/1/10	7/31/10	14,899.08	7,368.67	6,928.93	-439.74	\$145,805.67	1887		
8/1/10	8/31/10	14,899.08	7,368.67	17,335.68	9,967.01	\$155,772.69	\$14,397.10	1856	
9/1/10	9/30/10	14,899.08	7,368.67	7,438.09	69.42	\$155,842.11	\$99.68	1826	
10/1/10	10/31/10	14,899.08	7,368.67	7,438.09	69.42	\$155,911.53	\$99.07	1795	
11/1/10	11/30/10	14,899.08	7,368.67	7,438.09	69.42	\$155,980.95	\$98.49	1765	
12/1/10	12/31/10	14,899.08	7,368.67	7,438.09	69.42	\$156,050.37	\$97.88	1734	
2011	1/1/11	1/31/11	14,899.08	7,368.67	7,438.09	69.42	\$156,119.80	\$97.28	1703
	2/1/11	2/28/11	14,899.08	7,368.67	7,438.09	69.42	\$156,189.22	\$96.75	1675
	3/1/11	3/31/11	14,899.08	7,368.67	7,438.09	69.42	\$156,258.64	\$96.15	1644
	4/1/11	4/30/11	14,899.08	7,368.67	7,438.09	69.42	\$156,328.06	\$95.58	1614
	5/1/11	5/31/11	14,899.08	7,368.67	7,438.09	69.42	\$156,397.48	\$95.00	1583
	6/1/11	6/30/11	14,899.08	7,368.67	7,438.09	69.42	\$156,466.91	\$94.44	1553
	7/1/11	7/31/11	14,899.08	7,368.67	7,438.09	69.42	\$156,536.33	\$93.86	1522
	8/1/11	8/31/11	14,899.08	7,368.67	7,438.09	69.42	\$156,605.75	\$93.28	1491
	9/1/11	9/30/11	14,899.08	7,368.67	7,438.09	69.42	\$156,675.17	\$92.73	1461
	10/1/11	10/31/11	14,899.08	7,368.67	7,683.55	314.88	\$156,990.06	\$418.02	1430
	11/1/11	11/30/11	14,899.08	7,368.67	7,560.82	192.15	\$157,182.21	\$253.58	1400
	12/1/11	12/31/11	14,899.08	7,368.67	7,560.82	192.15	\$157,374.36	\$252.03	1369

Would have
 been paid based
 on 49.45720%
 of Judicial
 Salary

With 7.5%
 Interest
 Compounded
 Annually

DIFFERENCE
 BETWEEN
 DATES

Year	Start Date	End Date	Judicial Salary	Actual Amount Paid	Difference	Accumulated Overpayment
2015	11/1/14	11/30/14	15,384.16	8,041.07	432.50	\$169,606.77
	12/1/14	12/31/14	15,384.16	8,041.07	432.50	\$170,039.26
	1/1/15	1/31/15	15,384.16	8,041.07	432.50	\$170,471.76
	2/1/15	2/28/15	15,384.16	8,041.07	432.50	\$170,904.25
	3/1/15	3/31/15	15,384.16	8,041.07	432.50	\$171,336.75
	4/1/15	4/30/15	15,384.16	8,041.07	432.50	\$171,769.24
	5/1/15	5/31/15	15,384.16	8,041.07	432.50	\$172,201.74
	6/1/15	6/30/15	15,384.16	8,041.07	432.50	\$172,634.24
	7/1/15	7/31/15	15,753.41	8,041.07	249.87	\$172,884.11
8/1/15	8/31/15	15,753.41	8,041.07	249.87	\$173,133.98	
9/1/15	9/30/15	15,753.41	8,110.10	318.90	\$173,452.89	

SUM OF AMOUNTS WITH 7.5% INTEREST
 COMPOUNDED ANNUALLY:

\$514,515.74

INTEREST ALONE:

\$341,062.85