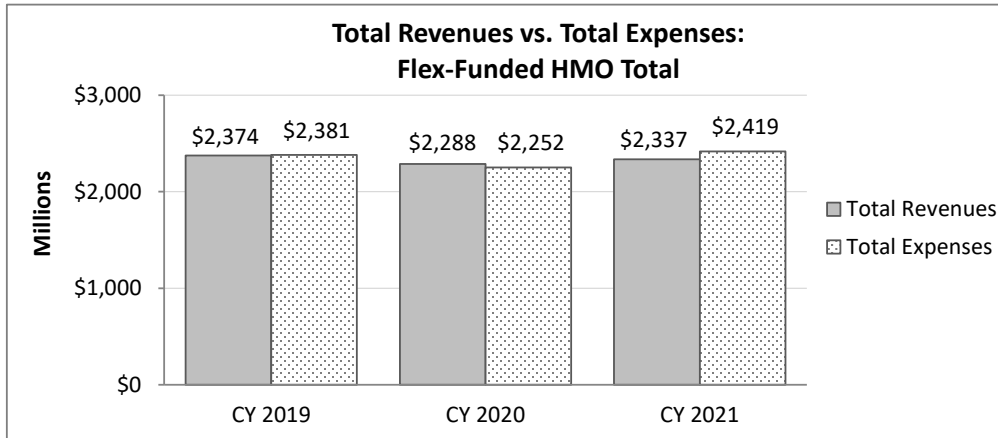
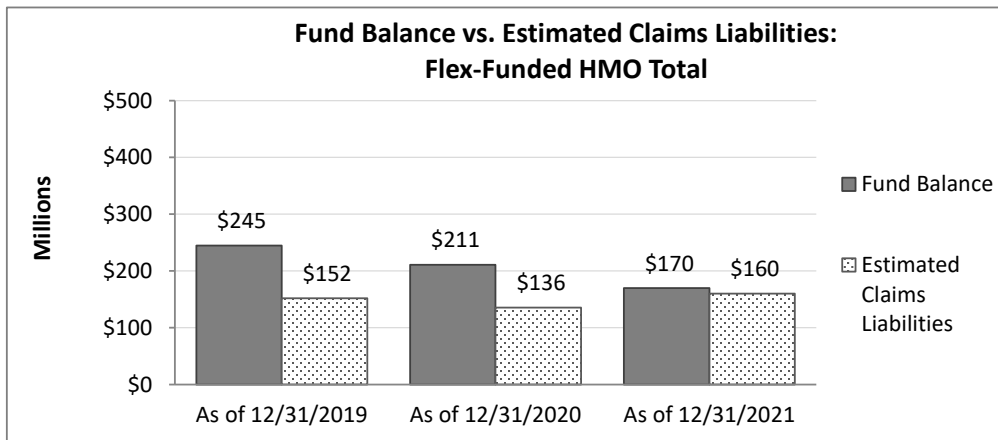


**Health Care Fund Status
As of December 31, 2021
Flex-Funded HMO Health Plans Total**

In the graph below, total revenue and total cost are provided for each calendar year for 2019, 2020, and 2021.



In the graph below, the Health Care Fund balance compared to Estimated Claims Liabilities are provided as of December 31, 2021.



Fund Balance vs Actuarial Reserves, as of 12/31/2021: Flex-Funded HMO Total	
Enrollment	286,675
Fund Balance *	\$169,983,207
Estimated Claims Liabilities **	\$160,115,317
Surplus/(Deficit) ***	\$9,867,890
Surplus/(Deficit) PMPM	\$2.87

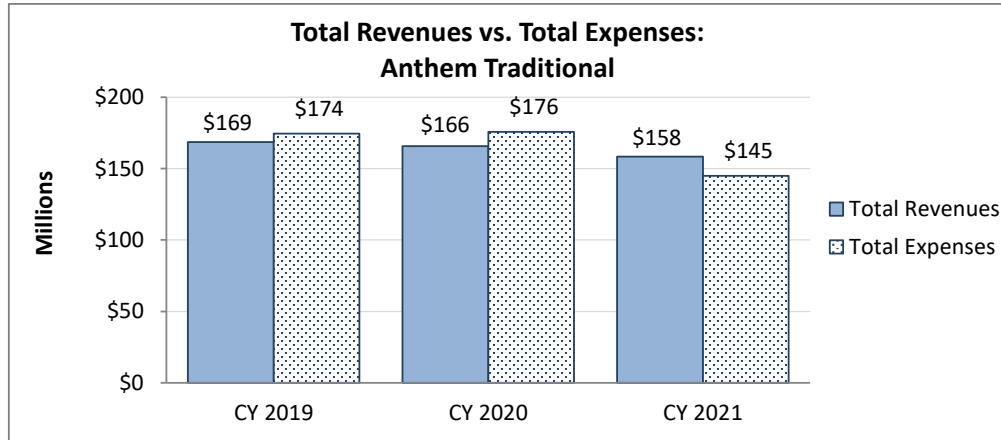
* Fund balance accounts for encumbered dollars for all expenses related to the final accounting for the 2019 and projections for 2020 contract year, other expenses, and the Health Care Fund adjustment to reduce 2022 premiums for Basic HMO plans.

** Estimated Claims Liabilities for HMO include medical and pharmacy incurred but not reported (IBNR) liability.

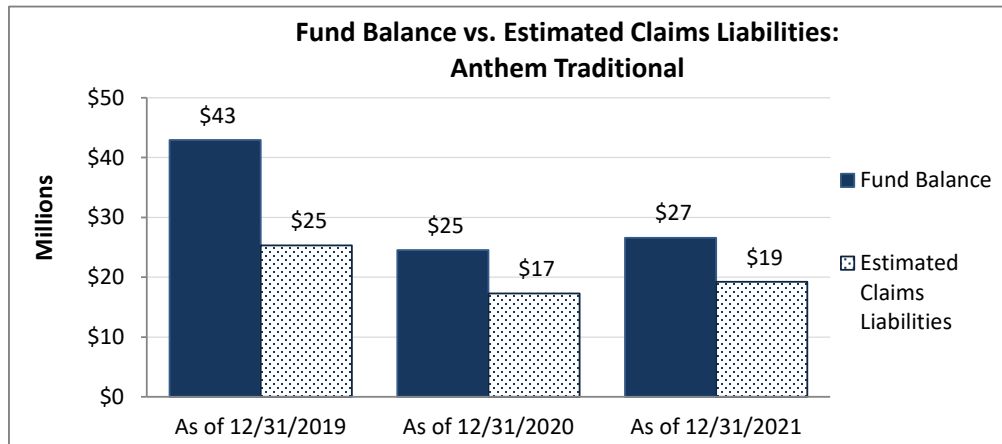
*** Surplus/(Deficit) equals fund balance, less encumbered dollars and Estimated Claims Liabilities.

**Health Care Fund Status
As of December 31, 2021
Flex-Funded HMO Health Plans: Anthem Traditional**

In the graph below, total revenue and total cost are provided for each calendar year for 2019, 2020, and 2021.



In the graph below, the Health Care Fund balance compared to Estimated Claims Liabilities are provided as of December 31, 2021.



Fund Balance vs Actuarial Reserves, as of 12/31/2021: Anthem Traditional	
Enrollment	12,571
Fund Balance *	\$26,597,900
Estimated Claims Liabilities **	\$19,219,827
Surplus/(Deficit) ***	\$7,378,073
Surplus/(Deficit) PMPM	\$48.91

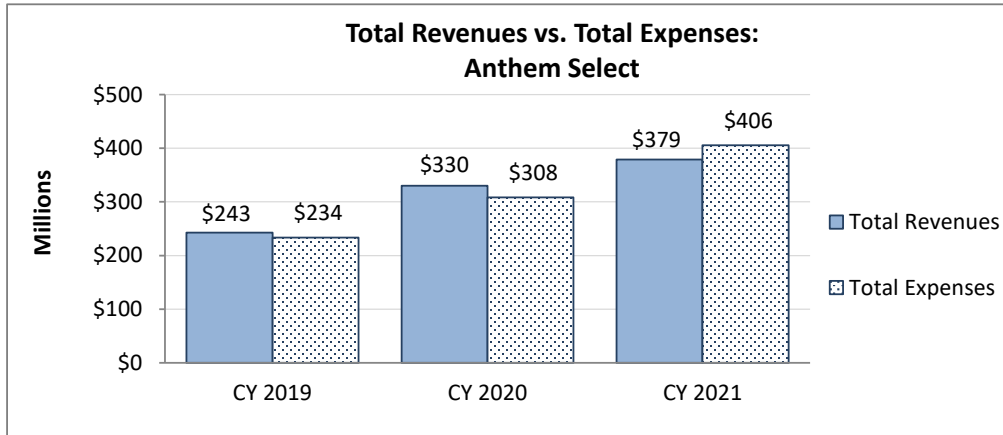
* Fund balance accounts for encumbered dollars for all expenses related to the final accounting for the 2019 and the projections for the 2020 contract year, other expenses, and the Health Care Fund adjustment to reduce 2022 premiums.

** Estimated Claims Liabilities for HMO include medical and pharmacy incurred but not reported (IBNR) liability.

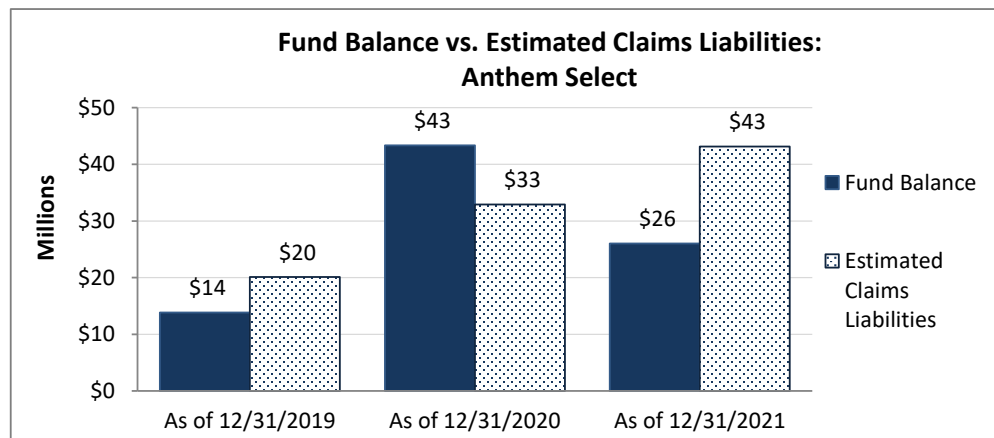
*** Surplus/(Deficit) equals fund balance, less encumbered dollars and Estimated Claims Liabilities.

Health Care Fund Status As of December 31, 2021 Flex-Funded HMO Health Plans: Anthem Select

In the graph below, total revenue and total cost are provided for each calendar year for 2019, 2020, and 2021.



In the graph below, the Health Care Fund balance compared to Estimated Claims Liabilities are provided as of December 31, 2021.



Fund Balance vs Actuarial Reserves, as of 12/31/2021: Anthem Select	
Enrollment	49,701
Fund Balance *	\$26,040,677
Estimated Claims Liabilities **	\$43,156,172
Surplus/(Deficit) ***	(\$17,115,495)
Surplus/(Deficit) PMPM	(\$28.70)

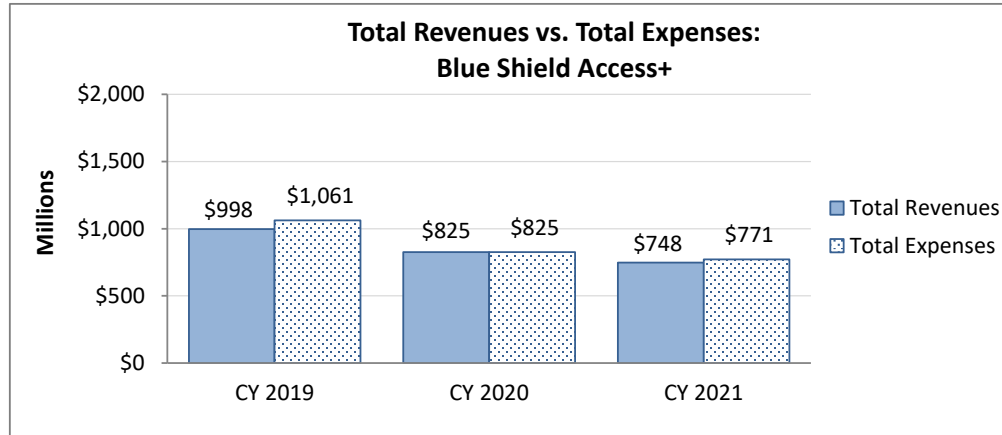
* Fund balance accounts for encumbered dollars for all expenses related to the final accounting for the 2019 and projections for the 2020 contract year, other expenses, and the Health Care Fund adjustment to reduce 2022 premium.

** Estimated Claims Liabilities for HMO include medical and pharmacy incurred but not reported (IBNR) liability.

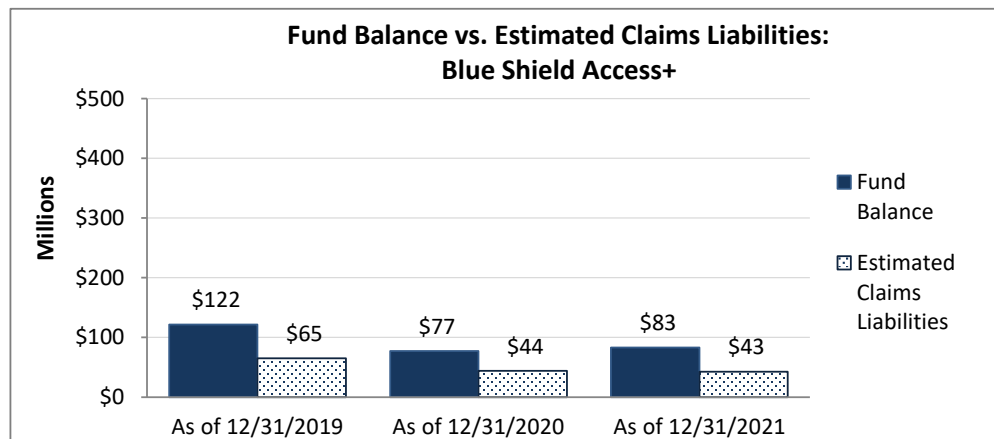
*** Surplus/(Deficit) equals fund balance, less encumbered dollars and Estimated Claims Liabilities.

**Health Care Fund Status
As of December 31, 2021
Flex-Funded HMO Health Plans: Blue Shield Access+**

In the graph below, total revenue and total cost are provided for each calendar year for 2019, 2020, and 2021.



In the graph below, the Health Care Fund balance compared to Estimated Claims Liabilities are provided as of December 31, 2021.



Fund Balance vs Actuarial Reserves, as of 12/31/2021: Blue Shield Access+	
Enrollment	77,383
Fund Balance *	\$83,155,704
Estimated Claims Liabilities **	\$42,547,096
Surplus/(Deficit) ***	\$40,608,608
Surplus/(Deficit) PMPM	\$43.73

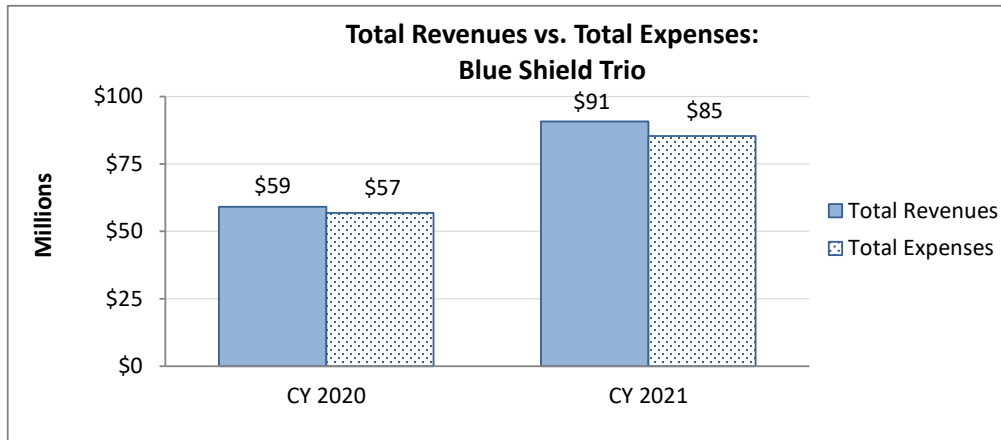
* Fund balance accounts for encumbered dollars for all expenses related to the projected final accounting for the 2020 contract year and other expenses.

** Estimated Claims Liabilities for HMO include medical and pharmacy incurred but not reported (IBNR) liability.

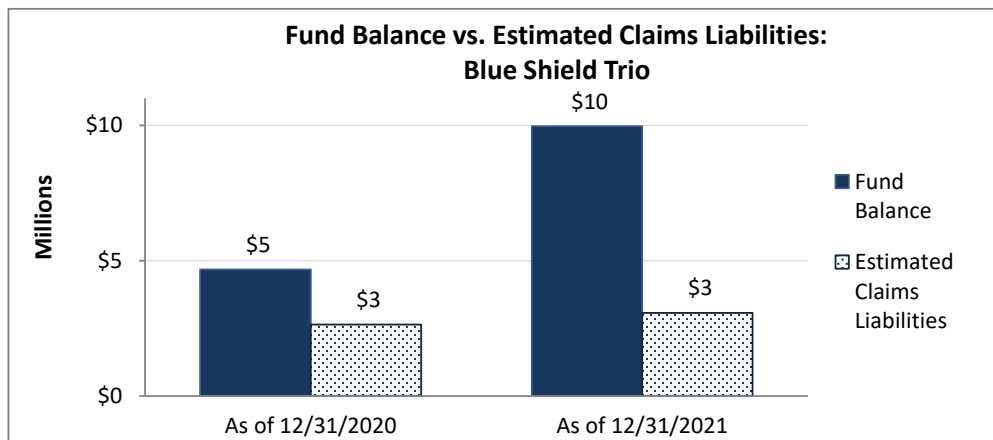
*** Surplus/(Deficit) equals fund balance, less encumbered dollars and Estimated Claims Liabilities.

**Health Care Fund Status
As of December 31, 2021
Flex-Funded HMO Health Plans: Blue Shield Trio**

In the graph below, total revenue and total cost are provided for each calendar year for 2019, 2020, and 2021.



In the graph below, the Health Care Fund balance compared to Estimated Claims Liabilities are provided as of December 31, 2021.



Fund Balance vs Actuarial Reserves, as of 12/31/2021: Blue Shield Access+	
Enrollment	13,334
Fund Balance *	\$9,963,640
Estimated Claims Liabilities **	\$3,074,936
Surplus/(Deficit) ***	\$6,888,704
Surplus/(Deficit) PMPM	\$43.05

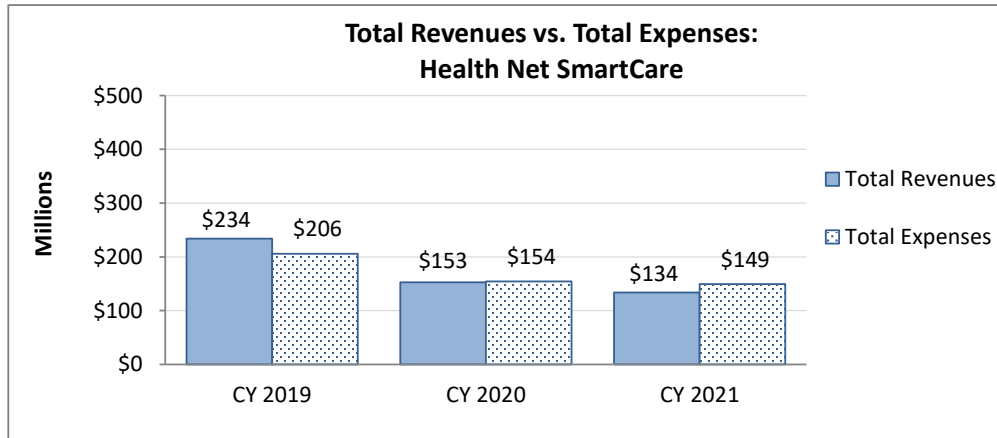
* Fund balance accounts for encumbered dollars for all expenses related to the final accounting for the 2019 and projections for the 2020 contract year, other expenses, and the Health Care Fund adjustment to reduce 2022 premium.

** Estimated Claims Liabilities for HMO include medical and pharmacy incurred but not reported (IBNR) liability.

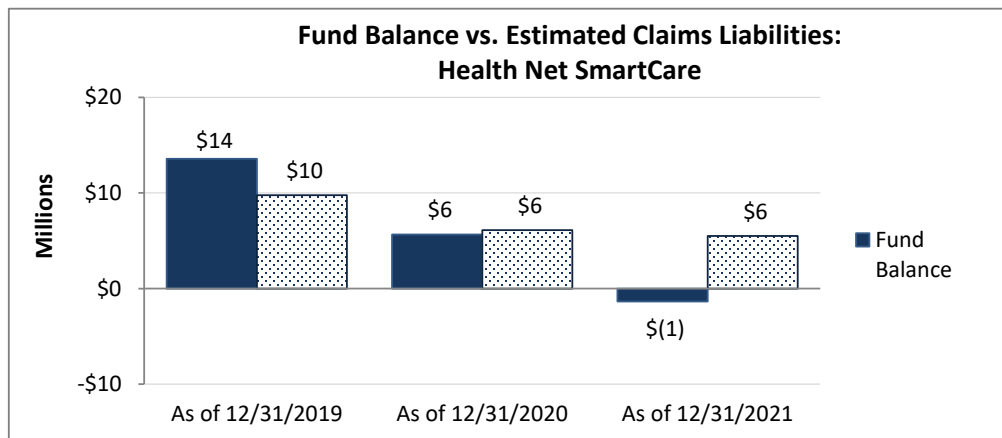
*** Surplus/(Deficit) equals fund balance, less encumbered dollars and Estimated Claims Liabilities.

**Health Care Fund Status
As of December 31, 2021
Flex-Funded HMO Health Plans: Health Net SmartCare**

In the graph below, total revenue and total cost are provided for each calendar year for 2019, 2020, and 2021.



In the graph below, the Health Care Fund balance compared to Estimated Claims Liabilities are provided as of December 31, 2021.



Fund Balance vs Actuarial Reserves, as of 12/31/2021: Health Net SmartCare	
Enrollment	13,889
Fund Balance *	(\$1,364,165)
Estimated Claims Liabilities **	\$5,511,000
Surplus/(Deficit) ***	(\$6,875,165)
Surplus/(Deficit) PMPM	(\$41.25)

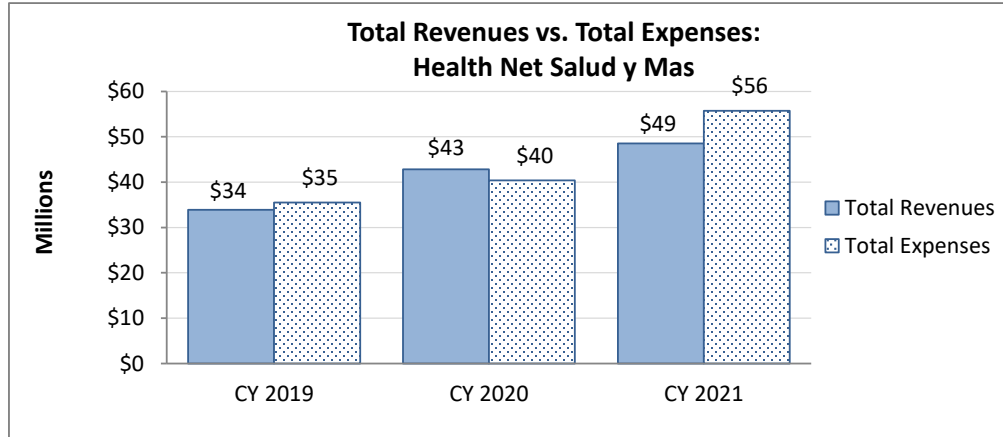
* Fund balance accounts for encumbered dollars for all expenses related to the final accounting for the 2019 and projections for the 2020 contract year and other expenses.

** Estimated Claims Liabilities for HMO include medical and pharmacy incurred but not reported (IBNR) liability.

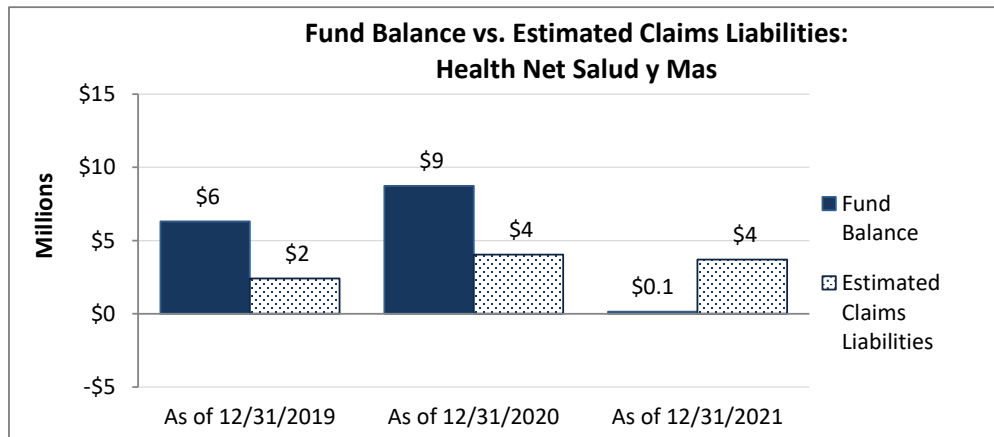
*** Surplus/(Deficit) equals fund balance, less encumbered dollars and Estimated Claims Liabilities.

**Health Care Fund Status
As of December 31, 2021
Flex-Funded HMO Health Plans: Health Net Salud y Mas**

In the graph below, total revenue and total cost are provided for each calendar year for 2019, 2020, and 2021.



In the graph below, the Health Care Fund balance compared to Estimated Claims Liabilities are provided as of December 31, 2021.



Fund Balance vs Actuarial Reserves, as of 12/31/2021: Health Net Salud y Mas	
Enrollment	11,940
Fund Balance *	\$143,385
Estimated Claims Liabilities **	\$3,709,404
Surplus/(Deficit) ***	(\$3,566,019)
Surplus/(Deficit) PMPM	(\$24.89)

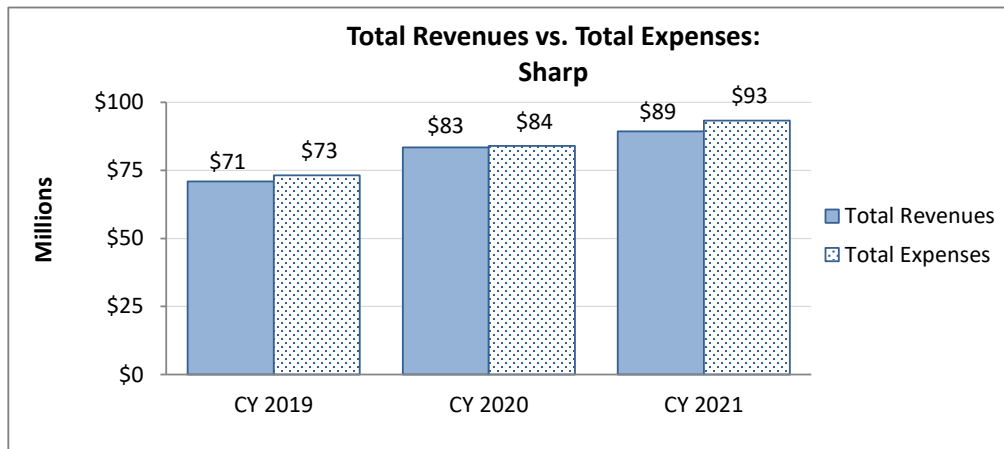
* Fund balance accounts for encumbered dollars for all expenses related to the final accounting for the 2019 and projections for the 2020 contract year, other expenses, and the Health Care Fund adjustment to reduce 2022 premium.

** Estimated Claims Liabilities for HMO include medical and pharmacy incurred but not reported (IBNR) liability.

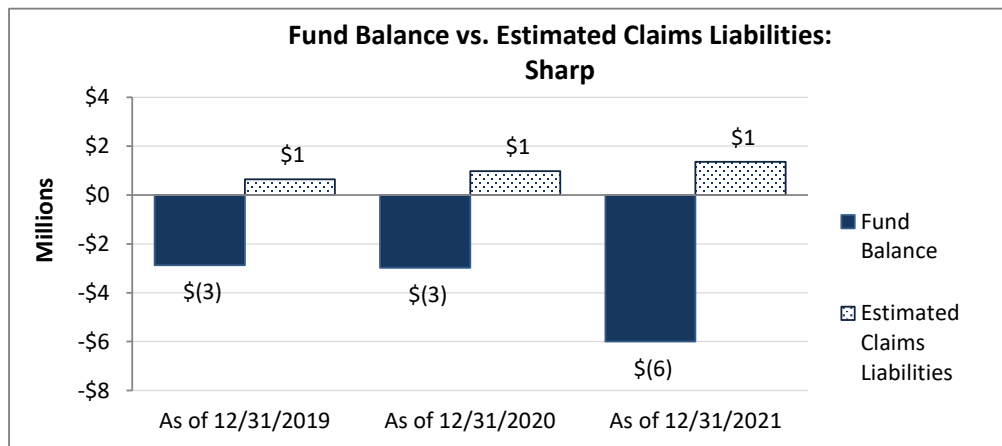
*** Surplus/(Deficit) equals fund balance, less encumbered dollars and Estimated Claims Liabilities.

Health Care Fund Status As of December 31, 2021 Flex-Funded HMO Health Plans: Sharp

In the graph below, total revenue and total cost are provided for each calendar year for 2019, 2020, and 2021.



In the graph below, the Health Care Fund balance compared to Estimated Claims Liabilities are provided as of December 31, 2021.



Fund Balance vs Actuarial Reserves, as of 12/31/2021: Sharp	
Enrollment	14,728
Fund Balance *	(\$6,000,115)
Estimated Claims Liabilities **	\$1,355,206
Surplus/(Deficit) ***	(\$7,355,321)
Surplus/(Deficit) PMPM	(\$41.62)

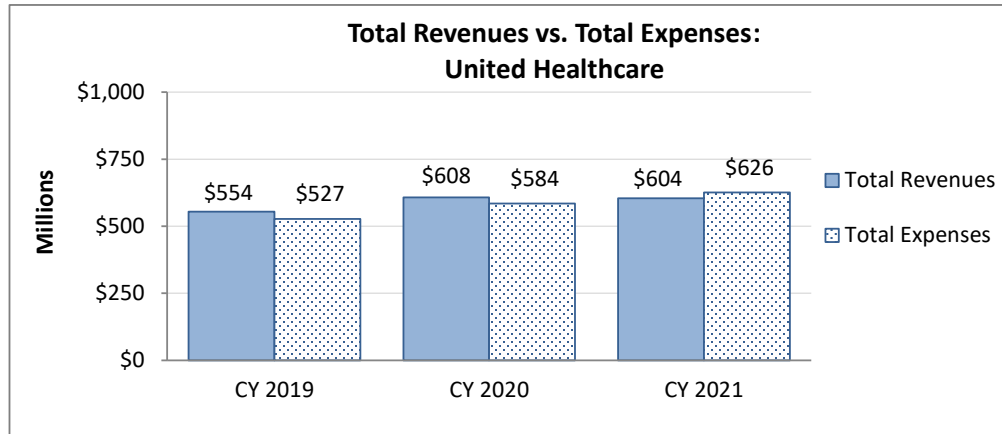
* Fund balance accounts for encumbered dollars for all expenses related to the projected final accounting for the 2020 contract year and other expenses.

** Estimated Claims Liabilities for HMO include medical and pharmacy incurred but not reported (IBNR) liability.

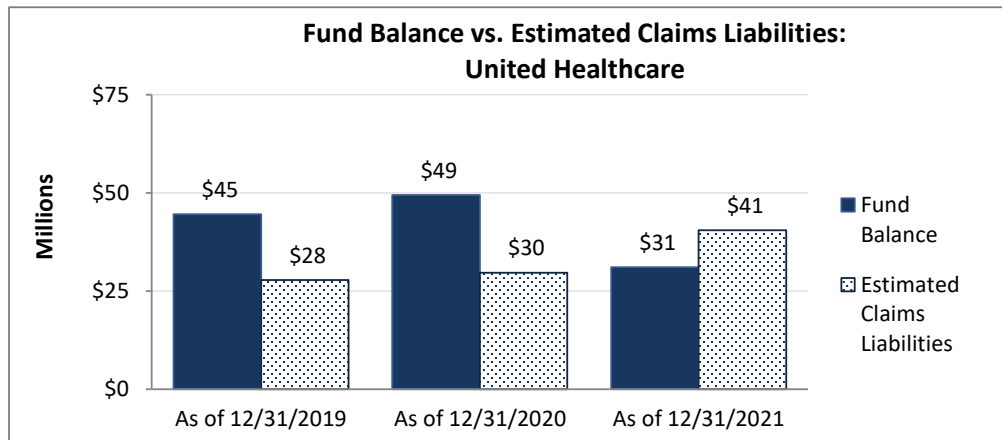
*** Surplus/(Deficit) equals fund balance, less encumbered dollars and Estimated Claims Liabilities.

**Health Care Fund Status
As of December 31, 2021
Flex-Funded HMO Health Plans: United Healthcare**

In the graph below, total revenue and total cost are provided for each calendar year for 2019, 2020, and 2021.



In the graph below, the Health Care Fund balance compared to Estimated Claims Liabilities are provided as of December 31, 2021.



Fund Balance vs Actuarial Reserves, as of 12/31/2021: United Healthcare	
Enrollment	81,707
Fund Balance *	\$31,071,708
Estimated Claims Liabilities **	\$40,523,097
Surplus/(Deficit) ***	(\$9,451,389)
Surplus/(Deficit) PMPM	(\$9.64)

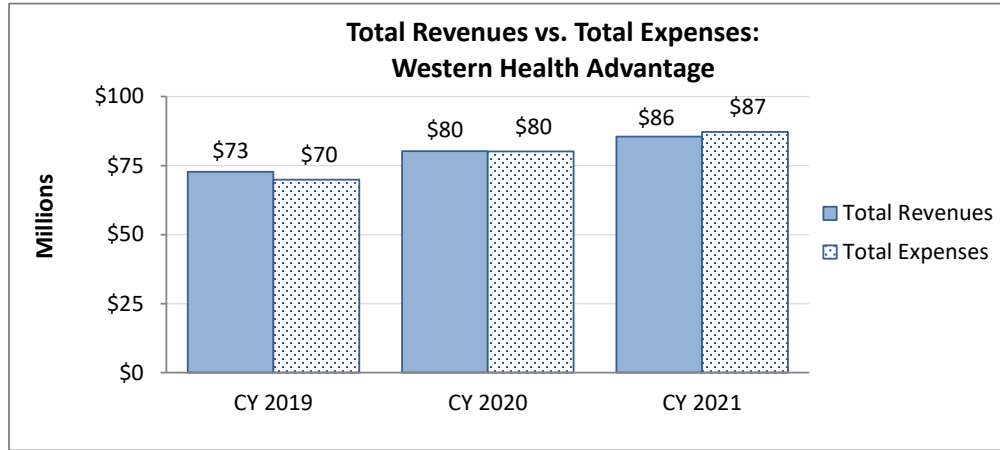
* Fund balance accounts for encumbered dollars for all expenses related to the projected final accounting for the 2020 contract year, other expenses, and the Health Care Fund adjustment to reduce 2022 premium.

** Estimated Claims Liabilities for HMO include medical and pharmacy incurred but not reported (IBNR) liability.

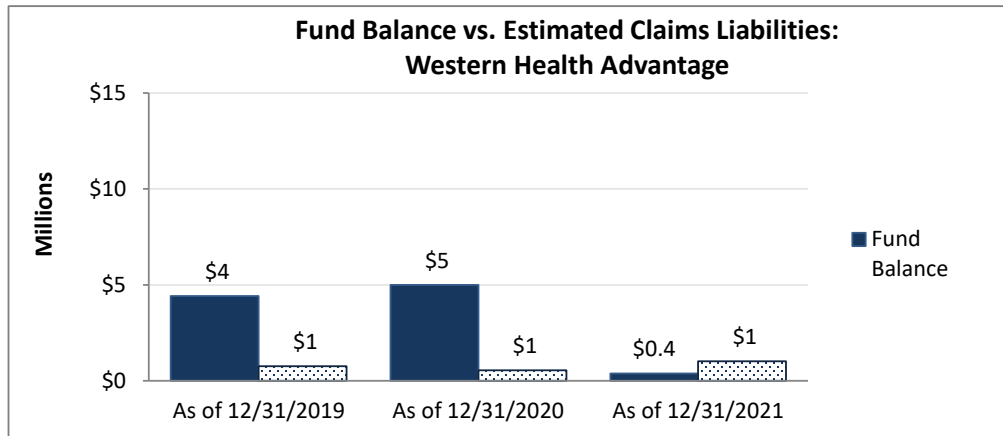
*** Surplus/(Deficit) equals fund balance, less encumbered dollars and Estimated Claims Liabilities.

**Health Care Fund Status
As of December 31, 2021
Flex-Funded HMO Health Plans: Western Health Advantage**

In the graph below, total revenue and total cost are provided for each calendar year for 2019, 2020, and 2021.



In the graph below, the Health Care Fund balance compared to Estimated Claims Liabilities are provided as of December 31, 2021.



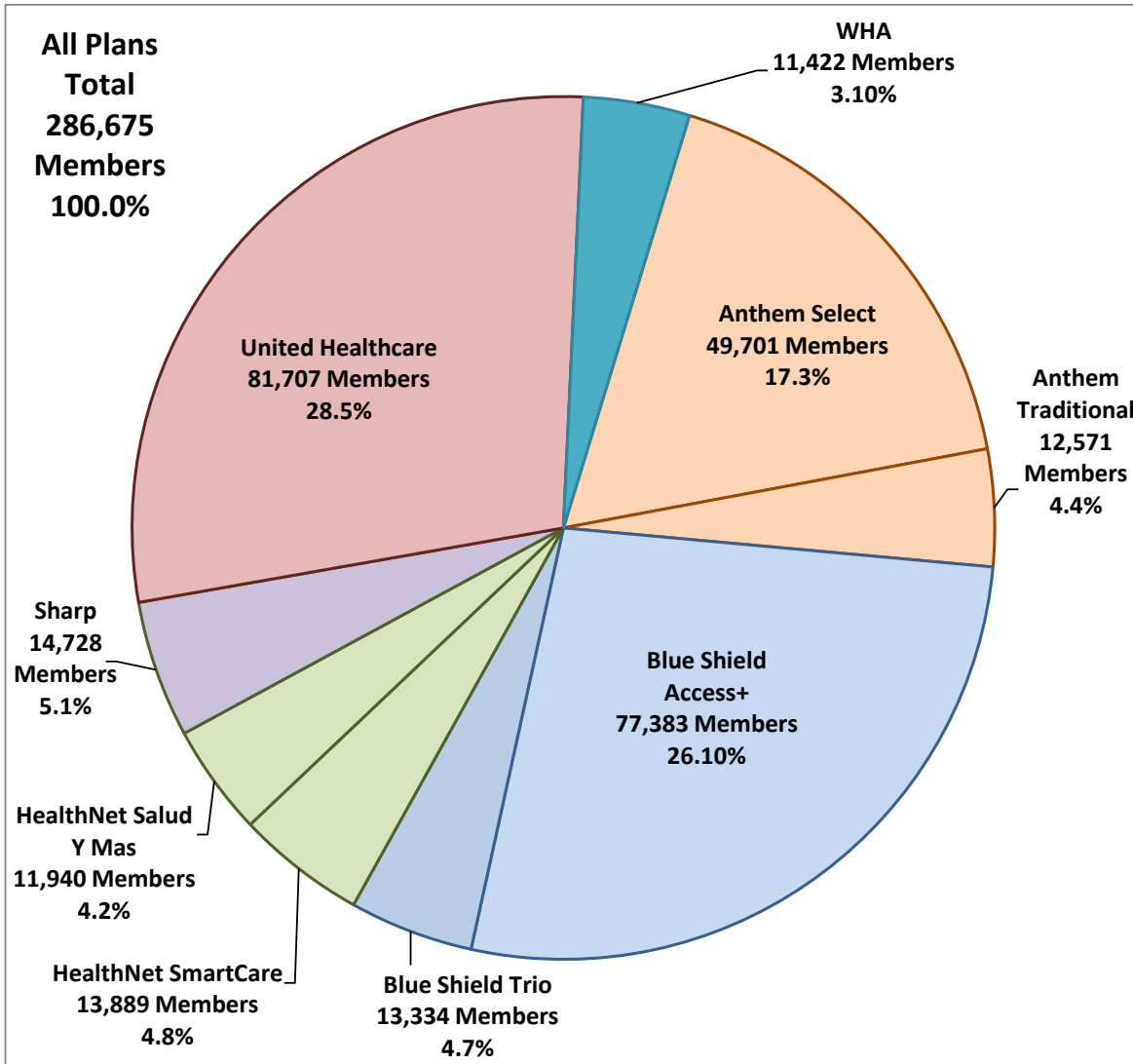
Fund Balance vs Actuarial Reserves, as of 12/31/2021: Western Health Advantage	
Enrollment	11,422
Fund Balance *	\$374,473
Estimated Claims Liabilities **	\$1,018,579
Surplus/(Deficit) ***	(\$644,107)
Surplus/(Deficit) PMPM	(\$4.70)

* Fund balance accounts for encumbered dollars for all expenses related to the projected final accounting for the 2020 contract year, other expenses, and the Health Care Fund adjustment to reduce 2022 premium.

** Estimated Claims Liabilities for HMO include medical and pharmacy incurred but not reported (IBNR) liability.

*** Surplus/(Deficit) equals fund balance, less encumbered dollars and Estimated Claims Liabilities.

**Enrollment
As of December 31, 2021
Flex-Funded HMO Health Plans**



Enrollment			
Plan Name	2019	2020	2021
Anthem Select	34,922	44,590	49,701
Anthem Traditional	15,118	14,275	12,571
Blue Shield Access+	122,859	88,854	77,383
Blue Shield Trio	-	9,071	13,334
Health Net Salud y Mas	9,889	11,151	11,940
Health Net SmartCare	25,379	16,955	13,889
Sharp	13,076	14,259	14,728
United Healthcare	79,980	86,572	81,707
Western Health Advantage	10,234	11,132	11,422
Total Flex-Funded HMO	311,457	296,859	286,675